
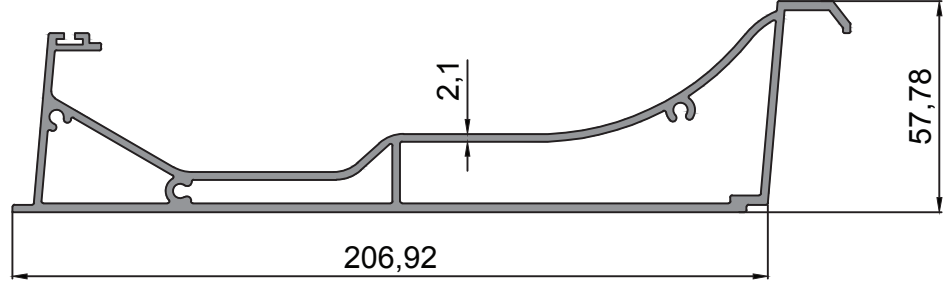


SHINE
VENUS

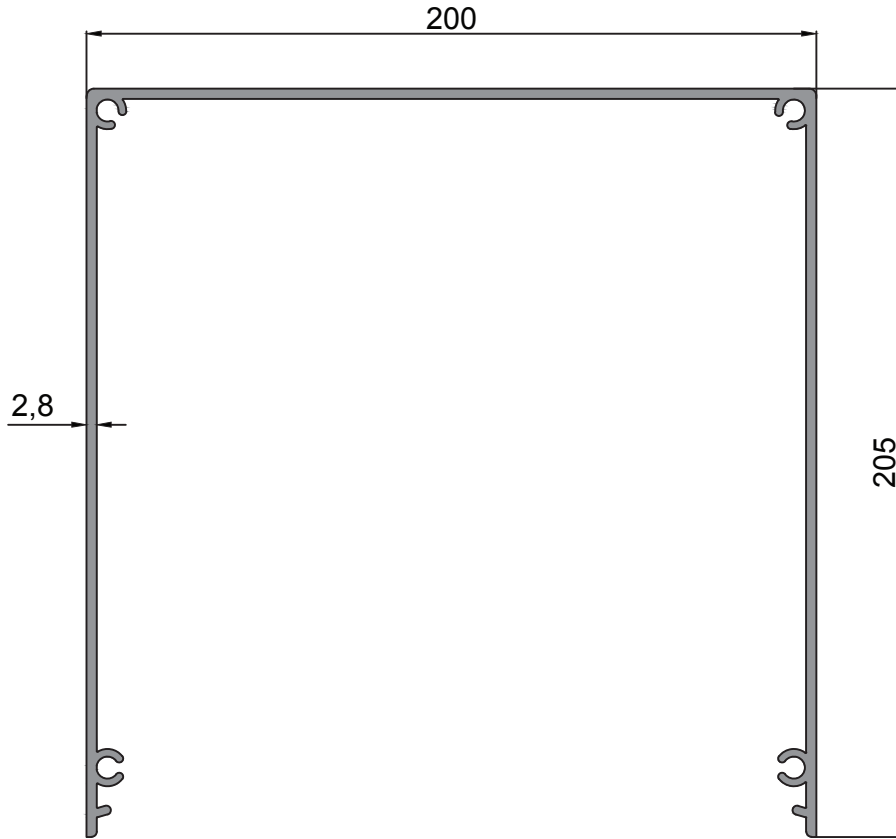
BİOKLİMATİK PERGOLA
BIOCLIMATIC PERGOLA



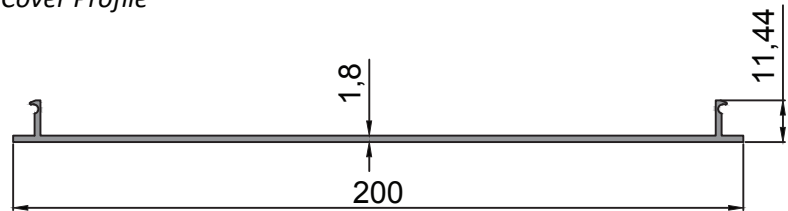
- 10-10421
- Panel Profili / *Panel Profile*
- 3.727 kg/m



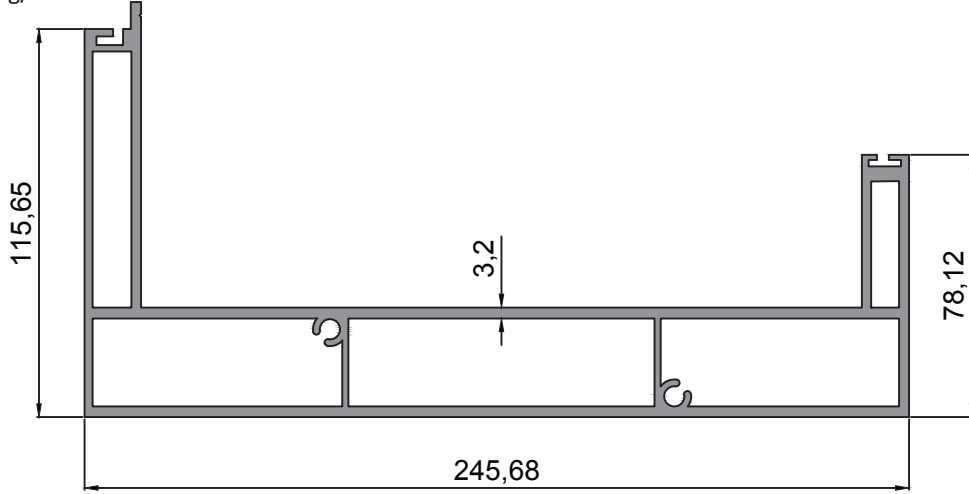
- 10-10422
- Ayak Profili / *Counterfort Profile*
- 4.958 kg/m



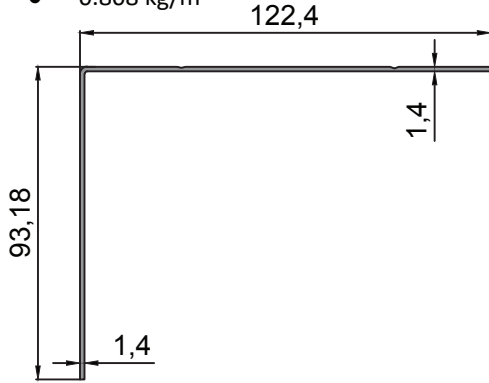
- 10-10425
- Ayak Kapak Profili / *Counterfort Cover Profile*
- 1.055 kg/m



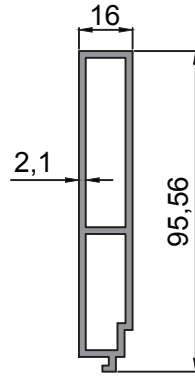
- 10-10424
- Oluk Profili / *Gutter Profile*
- 7.253 kg/m



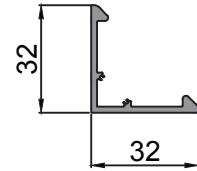
- 10-10423
- Motor Kapak Profili / *Engine Cover Profile*
- 0.808 kg/m



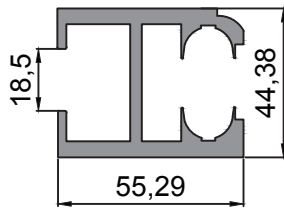
- 10-10427
- Oluk Dış Kapama Profili / *Gutter Outer Cover Profile*
- 1.265 kg/m



- 10-10429
- Led Kanal Profili / *Led Pore Profile*
- 0.371 kg/m



- 10-10426
- Hareketli Ray Profili / *Moving Rail Profile*
- 2.131 kg/m



- 10-10428
- Sabit Ray Profili / *Stable Rail Profile*
- 5.382 kg/m

