



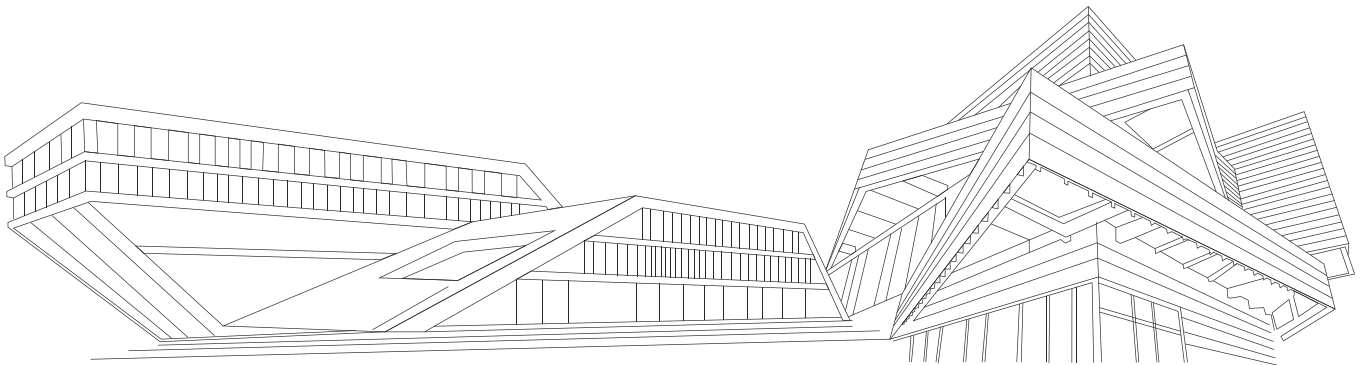
[www.noraluminyum.com.tr](http://www.noraluminyum.com.tr)

# STANDART PROFİL

STANDARD PROFILE

# STANDART PROFİL

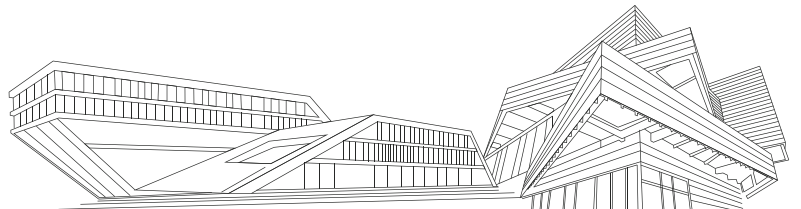
STANDARD PROFILE



## LAMA PROFİLLERİ ( FLAT-SQUARE BAR PROFILES )



No	A (mm)	B (mm)	Ağırlık(Weight) kg/m	Kalıp No (Die No)
1	8	8	0,174	1701
2	10	10	0,271	1386
3	15	15	0,610	1387
4	20	2	0,108	1630
5	20	3	0,163	1388
6	20	4	0,217	1631
7	20	5	0,271	1270
8	20	8	0,434	1632
9	20	10	0,542	1389
10	20	15	0,813	1633
11	20	20	1,084	1188
12	25	3	0,203	1593
13	25	5	0,339	1390
14	25	8	0,542	1634
15	25	15	1,017	1635
16	25	25	1,694	1391
17	30	2	0,163	1405
18	30	3	0,244	1392
19	30	4	0,325	1636
20	30	5	0,407	1393
21	30	6	0,488	1637
22	30	8	0,651	1394
23	30	10	0,813	1395
24	30	12	0,976	1594
25	30	15	1,220	1275
26	30	20	1,627	1276
27	30	30	2,440	1189
28	35	20	2,440	1638
29	40	2	0,217	1407
30	40	3	0,325	1266
31	40	4	0,434	1396
32	40	5	0,542	1397
33	40	6	0,65	1255



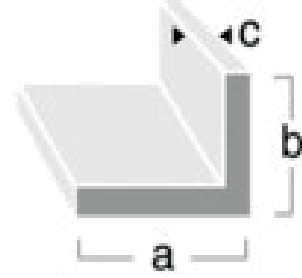
## LAMA PROFİLLERİ ( FLAT-SQUARE BAR PROFILES )

34	40	8	0,868	1398
35	40	10	1,084	1399
36	40	12	1,301	1639
37	40	15	1,627	1409
38	40	20	2,169	1410
39	40	25	2,711	1640
40	40	30	3,253	1641
41	40	40	4,338	1190
42	50	2	0,271	1408
43	50	3	0,407	1114
44	50	4	0,542	1411
45	50	5	0,678	1412
46	50	6	0,813	1413
47	50	8	1,084	1414
48	50	10	1,356	1415
49	50	12	1,627	1655
50	50	15	2,033	1416
51	50	20	2,711	1417
52	50	25	3,389	1656
53	50	30	4,067	1657
54	50	40	5,422	1658
55	50	50	6,778	1418
56	60	2	0,325	1588
57	60	3	0,488	1118
58	60	4	0,651	1419
59	60	5	0,813	1191
60	60	6	0,976	1420
61	60	8	1,301	1421
62	60	10	1,63	1256
63	60	12	1,95	1254
64	60	15	2,440	1422
65	60	20	3,253	1423
66	60	25	4,067	1659
67	60	30	4,880	1660
68	60	40	6,506	1277
69	60	60	9,760	1424
70	70	4	0,759	1598
71	70	5	0,949	1265
72	70	6	1,139	1627
73	70	8	1,518	1264
74	70	10	1,898	1289
75	70	12	2,277	1253
76	70	20	3,795	1661
77	70	25	4,744	1662
78	70	30	5 693	1663

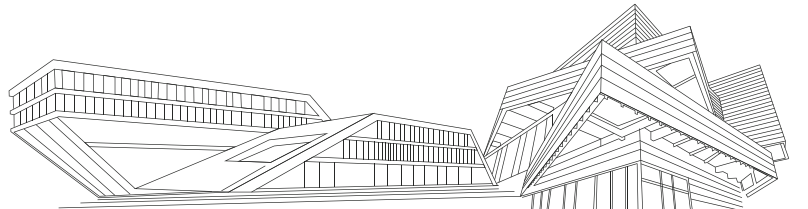
## LAMA PROFİLLERİ ( FLAT-SQUARE BAR PROFILES )

79	70	40	7,591	1664
80	80	2	0,434	1251
81	80	3	0,203	1665
82	80	4	0,868	1666
83	80	5	1,084	1263
84	80	6	1,301	1667
85	80	8	1,735	1262
86	80	10	2,169	1261
87	80	12	2,60	1252
88	80	15	3,253	1432
89	80	20	4,338	1433
90	80	25	5,422	1668
91	80	30	6,506	1669
92	80	40	8,675	1300
93	100	3	0,813	1670
94	100	4	1,084	1671
95	100	5	1,355	1192
96	100	6	1,627	1301
97	100	8	2,169	1434
98	100	10	2,711	1193
99	100	12	3,253	1672
100	100	15	4,067	1435
101	100	20	5,422	1436
102	100	25	6,778	1673
103	100	30	8,133	1674
104	100	40	10,844	1675
105	120	5	1,627	1437
106	120	8	2,603	1676
107	120	10	3,253	1438
108	120	15	4,880	1677
109	120	20	6,506	1439
110	150	5	2,033	1440
111	150	8	3,253	1678
112	150	10	4,067	1441
113	150	12	4,880	1679
114	150	15	6,100	1302
115	150	20	8,133	1680
116	200	5	2,711	1303
117	200	8	4,338	1681
118	200	10	5,422	1442
119	200	15	8,133	1682
120	250	10	6,778	1443
121	140	15	5,693	1728
122	70	3	0,57	1683
123	70	15	2,846	1723

## İKİZKENAR KÖŞEBENT PROFİLLER ( ISOSCELES ANGLE PROFILES)



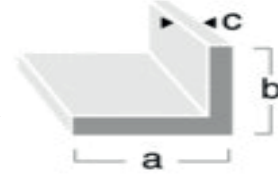
No	A (mm)	B (mm)	C (mm)	Ağırlık(Weight) kg/m	Kalıp No (Die No)
1	10	10	2	0,271	1702
2	15	15	1,2	0,094	2051
3	15	15	2	0,152	1194
4	20	20	1	0,106	1821
5	20	20	1,2	0,126	2052
6	20	20	2	0,206	1332
7	20	20	3	0,301	1333
8	25	25	1	0,133	2053
9	25	25	2	0,260	1334
10	25	25	3	0,382	1335
11	25	25	4	0,499	1703
12	27	27	2	0,282	1852
13	30	30	1	0,160	1822
14	30	30	1,2	0,191	2054
15	30	30	2	0,314	1148
16	30	30	3	0,464	1336
17	30	30	4	0,607	1195
18	30	30	5	0,746	1600
19	35	35	2	0,369	1196
20	35	35	3	0,545	1601
21	40	40	1,2	0,256	1805
22	40	40	2	0,423	1150
23	40	40	3	0,626	1337
24	40	40	4	0,824	1338
25	40	40	5	1,017	1339
26	45	45	2	0,477	1340
27	45	45	5	1,152	1704
28	50	50	2	0,531	1341
29	50	50	3	0,789	1197
30	50	50	4	1,041	1342
31	50	50	5	1,288	1343
32	50	50	6	1,529	1603
33	50	50	8	1,995	1604



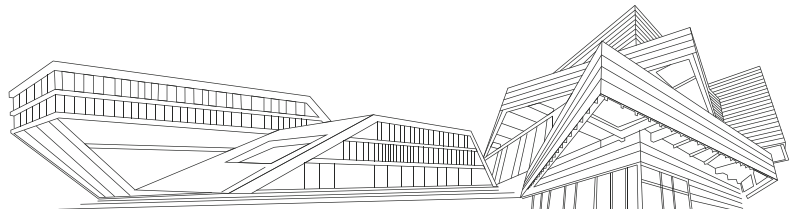
## İKİZKENAR KÖŞEBENT PROFİLLER ( ISOSCELES ANGLE PROFILES)

34	50	50	10	2,440	1705
35	60	60	2	0,640	1344
36	60	60	3	0,952	1345
37	60	60	4	1,258	1346
38	60	60	5	1,559	1347
39	60	60	6	1,854	1348
40	60	60	8	2,429	1605
41	60	60	10	2,982	1606
42	80	80	3	1,277	1278
43	80	80	5	2,101	1198
44	80	80	8	3,297	1199
45	80	80	10	4,067	1706
46	90	90	10	4,609	1707
47	100	100	10	5,151	1349
48	100	100	3	1,602	1283
49	100	100	4	2,125	1284
50	100	100	5	2,643	1285
51	100	100	6	3,156	1286
52	100	100	8	4,164	1287

## KENARLARI EŞİT OLMAYAN KÖŞEBENT PROFİLLER (UNEQUAL ANGLE PROFILES)



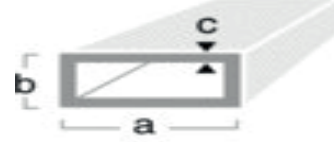
No	A (mm)	B (mm)	C (mm)	Ağırlık(Weight) kg/m	Kalıp No (Die No)
1	20	10	2	0,152	1591
2	20	15	2	0,179	1590
3	25	20	2	0,152	1607
4	30	10	1,3	0,136	1592
5	30	15	2	0,233	1200
6	30	20	2	0,260	1142
7	30	18	1,2	0,152	2068
8	30	20	3	0,382	1351
9	50	18	1,2	0,217	2069
10	40	10	2	0,260	1143
11	40	20	1,1	0,180	2055
12	40	20	2	0,314	122
13	40	20	3	0,464	1352
14	40	30	1,2	0,224	1817
15	40	30	2	0,369	1353
16	40	30	3	0,545	1354
17	50	20	1,1	0,205	1801
18	50	20	2	0,369	1267
19	50	20	3	0,545	1608
20	50	30	2	0,423	1202
21	50	30	3	0,626	1355
22	50	30	5	1,017	1356
23	60	20	1,3	0,277	1802
24	60	20	2	0,423	1357
25	60	20	3	0,626	1613
26	60	30	2	0,477	1359
27	60	30	3	0,708	1360
28	60	40	2	0,531	1361
29	60	40	3	0,789	1362
30	60	40	4	1,041	1363
31	60	40	5	1,288	1364
32	70	18	1,2	0,282	2070
33	70	20	2	0,477	1269



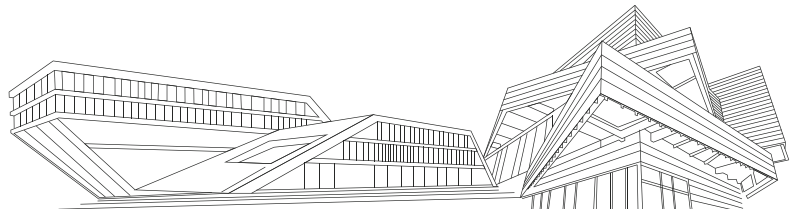
**KENARLARI EŞİT OLMAYAN KÖŞEBENT PROFİLLER  
(UNEQUAL ANGLE PROFILES)**

34	80	20	1,3	0,348	1804
35	80	20	2	0,531	1365
36	80	30	3	0,870	1203
37	80	40	2	0,640	1366
38	80	40	3	0,952	1367
39	80	40	4	1,258	1368
40	80	40	5	1,559	1304
41	80	40	6	1,854	1369
42	80	50	5	1,694	1370
43	100	20	1,3	0,418	1816
44	100	20	2	0,640	1371
45	100	30	3	1,033	1614
46	100	40	3	1,114	1615
47	100	40	4	1,475	1616
48	100	50	3	1,195	1204
49	100	50	5	1,965	1372
50	100	50	6	2,342	1373
51	100	50	8	3,080	1617
52	100	50	10	3,795	1374
53	100	60	6	2,505	1375
54	120	50	5	2,237	1376
55	120	60	6	2,830	1377
56	120	60	8	3,730	1378
57	120	80	8	4,164	1379
58	120	80	10	5,151	1380
59	130	30	3	1,277	1618
60	150	50	4	2,125	1381
61	150	50	5	2,643	1619
62	150	75	8	4,706	1383
63	150	100	5	3,321	1305
64	150	100	10	6,506	1384
65	200	100	10	7,862	1385

## DİKDÖRTGEN KUTU PROFİLLER (RECTANGULAR TUBE PROFILES)



No	A (mm)	B (mm)	C (mm)	Ağırlık(Weight) kg/m	Kalıp No (Die No)
1	24,5	16,5	1	0,211	2063
2	25	15	2	0,390	1281
3	30	10	2	0,390	1554
4	30	15	2	0,445	1555
5	30	20	2	0,499	1464
6	30	25	2	0,553	1400
7	31,5	10	1	0,211	1612
8	40	15	2	0,553	1556
9	40	20	1	0,314	2062
10	40	20	1,3	0,405	1645
11	40	20	2	0,607	1465
12	40	20	3	0,878	1466
13	40	25	2	0,661	1559
14	40	30	2	0,716	1467
15	40	30	3	1,041	1560
16	50	15	2	0,661	1215
17	50	25	2	0,770	1216
18	50	25	3	1,122	1561
19	50	20	2	0,716	1166
20	50	20	3	1,041	1282
21	50	30	2	0,824	1646
22	50	30	3	1,204	1468
23	50	40	2	0,933	1309
24	50	40	3	1,366	1566
25	60	20	2	0,824	1469
26	60	20	3	1,204	1217
27	60	30	2	0,933	1470
28	60	30	3	1,366	1471
29	60	40	1,5	0,789	1609
30	60	40	2	1,041	1649
31	60	40	3	1,529	1472
32	60	40	4	1,995	1473
33	60	50	3	1,692	1310



## DİKDÖRTGEN KUTU PROFİLLER (RECTANGULAR TUBE PROFILES)

34	70	20	2	0,933	1218
35	70	25	1,2	0,602	1647
36	70	40	3	1,692	1567
37	80	20	2	1,041	1474
38	80	30	2	1,149	1126
39	80	30	3	1,692	1562
40	80	40	1,6	1,013	1602
41	80	40	2	1,258	1475
42	80	40	3	1,854	1476
43	80	40	4	2,429	1477
44	80	50	2	1,366	1572
45	80	50	3	2,017	1573
46	80	50	4	2,646	1574
47	80	60	3	2,180	1478
48	80	60	4	2,863	1479
49	90	50	2	1,475	1611
50	97	20	1,2	0,743	1643
51	100	15	1	0,613	1642
52	100	20	1	0,640	1652
53	100	20	2	1,258	1480
54	100	25	2	1,312	1219
55	100	30	2	1,366	1564
56	100	30	3	2,017	1563
57	100	40	2	1,475	1568
58	100	40	3	2,180	1220
59	100	40	4	2,863	1569
60	100	50	2	1,583	1481
61	100	50	3	2,342	1482
62	100	50	4	3,080	1483
63	100	50	5	3,795	1484
64	100	60	3	2,505	1576
65	100	60	4	3,297	1577
66	100	80	3	2,830	1579
67	100	80	4	3,730	1580
68	120	20	2	1,475	1485
69	120	30	2	1,583	1565

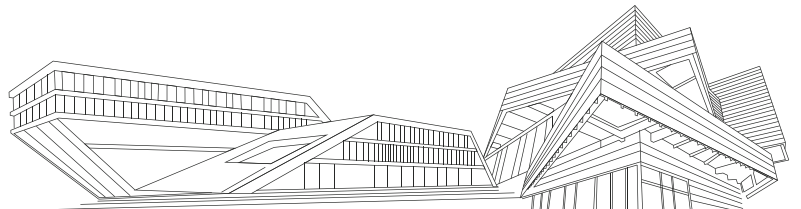
## **DİKDÖRTGEN KUTU PROFİLLER (RECTANGULAR TUBE PROFILES)**

70	120	30	3	2,342	1586
71	120	40	2	1,692	1570
72	120	40	4	3,297	1571
73	120	50	3	2,668	1221
74	120	50	4	3,514	1222
75	120	60	3	2,830	1486
76	120	60	4	3,730	1487
77	120	80	3	3,156	1223
78	120	80	4	4,598	1581
79	140	40	4	3,730	1311
80	140	60	4	4,164	1578
81	140	80	4	4,598	1224
82	150	20	2	1,800	1557
83	150	40	4	3,947	1587
84	150	50	2	2,125	1488
85	150	50	3	3,156	1225
86	150	50	4	4,164	1489
87	150	50	5	5,151	1312
88	150	80	4	4,815	1582
89	150	100	3	3,969	1490
90	150	100	4	5,248	1491
91	160	80	4	5,032	1492
92	180	40	4	4,598	1313
93	180	80	4	5,465	1314
94	200	50	4	5,248	1493
95	200	80	4	5,899	1583
96	200	100	4	6,333	1494

## KARE KUTU PROFİLLER (SQUARE TUBE PROFILES)



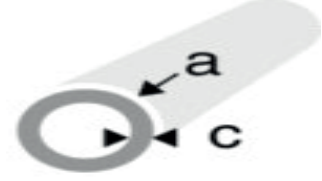
No	A (mm)	A (mm)	C (mm)	Ağırlık(Weight) kg/m	Kalıp No (Die No)
1	15	15	1	0,152	1722
2	15	15	1,5	0,220	1535
3	15	15	2	0,282	1536
4	20	20	1	0,206	1654
5	20	20	1,5	0,301	1163
6	20	20	2	0,390	1444
7	20	20	3	0,553	1308
8	25	25	1,2	0,310	2066
9	25	25	1,5	0,382	1537
10	25	25	2	0,499	1445
11	25	25	3	0,716	1538
12	30	30	1,5	0,464	2065
13	30	30	2	0,607	1446
14	30	30	3	0,878	1447
15	30	30	4	1,128	1539
16	35	35	2	0,716	1448
17	35	35	3	1,041	1540
18	40	40	1,3	0,546	1644
19	40	40	2	0,824	1165
20	40	40	3	1,204	1449
21	40	40	4	1,562	1450
22	40	40	5	1,898	1542
23	45	45	2	0,933	1543
24	50	50	2	1,041	1648
25	50	50	3	1,529	1212
26	50	50	4	1,995	1451
27	50	50	5	2,440	1452
28	60	60	2	1,258	1453
29	60	60	3	1,854	1454
30	60	60	4	2,429	1455
31	60	60	5	2,982	1544



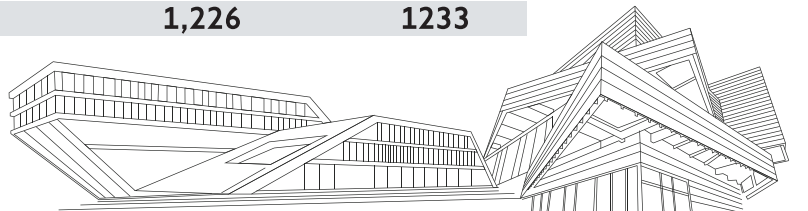
## KARE KUTU PROFİLLER (SQUARE TUBE PROFILES)

32	70	70	2	1,475	1545
33	70	70	3	2,180	1546
34	70	70	4	2,863	1456
35	80	80	2	1,692	1547
36	80	80	3	2,505	1457
37	80	80	4	3,296	1213
38	80	80	5	4,067	1548
39	80	80	6	4,815	1549
40	90	90	4	3,730	1280
41	99	99	2	2,104	1595
42	100	100	2	2,125	1214
43	100	100	3	3,156	1458
44	100	100	4	4,164	1459
45	100	100	5	5,151	1460
46	100	100	10	9,760	1550
47	120	120	2,5	3,185	1551
48	120	120	4	5,032	1461
49	120	120	5	6,235	1552
50	150	150	3	4,782	1462
51	150	150	5	7,862	1463
52	180	60	4	5,032	1724
53	200	40	3	3,809	1725

## BORU PROFİLLER (ROUND TUBE PROFILES)



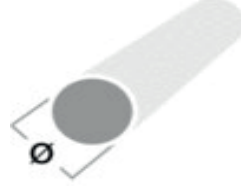
No	A (mm)	C (mm)	Ağırlık(Weight) kg/m	Kalıp No (Die No)
1	10	1	0,077	2898
2	15	2	0,221	1708
3	15,5	1,1	0,135	2896
4	16	1,2	0,151	2881
5	16	1,5	0,185	2770
6	16	2	0,238	2760
7	18	1	0,145	2900
8	19	1,1	0,168	2780
9	19	1,2	0,182	1711
10	19	1,3	0,196	2768
11	20	1,5	0,236	1774
12	20	2	0,306	1201
13	20	3	0,434	1710
14	20	4,75	0,617	1775
15	25	1,5	0,300	1208
16	25	2	0,392	1207
17	25	3	0,562	1226
18	30	1,5	0,364	1227
19	30	2	0,477	2759
20	30	3	0,690	1228
21	30	4	0,885	1229
22	30	5	1,064	1230
23	30,5	5	1,086	1771
24	32	2	0,511	1209
25	35	2	0,562	2758
26	35	3	0,817	1231
27	35	4	1,056	1712
28	35	5	1,277	1713
29	37	7,25	1,836	1776
30	38	2	0,613	1306
31	40	1,5	0,492	1714
32	40	2	0,647	2756
33	40	3	0,945	1232
34	40	4	1,226	1233



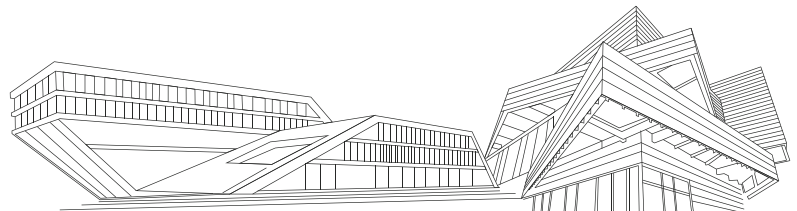
## BORU PROFİLLER (ROUND TUBE PROFILES)

35	40	5	1,490	1234
36	40	10	2,554	1715
37	42	3	0,996	1210
38	42	9,5	2,630	1769
39	44,5	8,75	2,664	1767
40	45	2	0,732	1235
41	48	2	0,783	1307
42	48	3	1,149	1236
43	48	4	1,498	1237
44	50	1,5	0,620	2751
45	50	1,8	0,739	2753
46	50	2	0,818	2761
47	50	3	1,200	1238
48	50	4	1,566	1239
49	50	5	1,915	1240
50	50	8,5	3,004	1768
51	51,5	10,75	3,731	1770
52	54	10,75	3,960	1766
53	60	2	0,987	1241
54	60	3	1,456	1242
55	60	4	1,907	1243
56	60	5	2,341	1244
57	60	10	4,256	1533
58	60,5	11,5	4,799	1765
59	65	2	1,073	1245
60	70	2	1,158	1716
61	70	3	1,711	1246
62	70	5	2,767	1247
63	75	5	2,979	1717
64	80	2	1,328	1248
65	80	3	1,966	1249
66	80	5	3,192	1317
67	90	5	3,618	1318
68	90	13,5	8,795	1773
69	100	2	1,668	1319
70	100	3	2,477	1211
71	100	4	3,269	1718
72	100	5	4,043	1320
73	100	10	7,661	1534
74	110	5	4,469	1719
75	120	3	2,988	1720
76	120	5	4,895	1322
77	140	5	5,746	1721
78	150	3	3,754	1324
79	150	5	6,172	1325

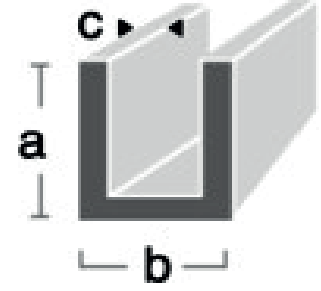
## YUVARLAK ÇUBUK PROFİLLER (ROUND BAR PROFILES)



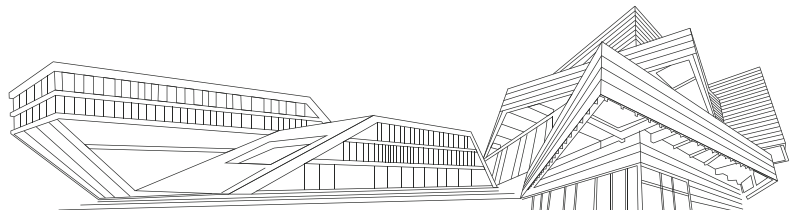
No	ØA (mm)	Ağırlık(Weight) Kg/m	Kalıp No (Die No)
1	8	0,14	1629
2	10	0,21	1402
3	12	0,31	1403
4	15	0,48	1326
5	16	0,545	1406
6	20	0,852	1431
7	25	1,33	1186
8	30	1,92	1327
9	35	2,61	1328
10	40	3,41	1329
11	45	4,31	1330
12	50	5,32	1187
13	60	7,66	1331



## U PROFİLLER (U PROFILES)

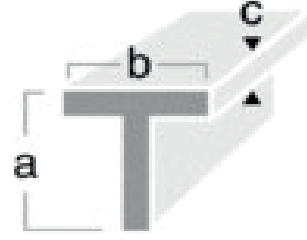


No	A (mm)	B (mm)	A (mm)	C (mm)	Ağırlık(Weight) kg/m	Kalıp No (Die No)
1	15	15	15	2	0,222	1501
2	20	20	20	2	0,304	1502
3	30	20	30	2	0,412	1503
4	40	20	40	2	0,521	1504
5	23	23	23	1,5	0,268	1589
6	25	25	25	2	0,385	1505
7	25	25	25	3	0,561	1506
8	20	30	20	2	0,358	1507
9	30	30	30	2	0,466	1508
10	30	30	30	3	0,683	1260
11	35	35	35	2	0,548	1509
12	35	35	35	3	0,805	1510
13	20	40	20	2	0,412	1511
14	20	40	20	3	0,602	1620
15	30	40	30	3	0,765	1512
16	40	40	40	2	0,629	1100
17	40	40	40	3	0,927	1513
18	40	40	40	4	1,215	1514
19	20	50	20	2	0,466	1515
20	30	50	30	3	0,846	1516
21	30	50	30	4	1,106	1517
22	40	50	40	4	1,323	1518
23	50	50	50	3	1,171	1519
24	50	50	50	4	1,540	1520
25	50	50	50	5	1,898	1521
26	30	60	30	3	0,927	1522
27	40	60	40	3	1,090	1523
28	40	60	40	4	1,431	1524
29	40	60	40	5	1,762	1525
30	60	60	60	3	1,415	1526
31	60	60	60	4	1,865	1527
32	60	60	60	5	2,304	1528
33	30	80	30	3	1,090	1529



## U PROFİLLER (U PROFILES)

34	40	80	40	3	1,252	1530
35	40	80	40	4	1,648	1531
36	50	80	50	5	2,304	1532
37	40	100	40	3	1,415	1621
38	50	100	50	3	1,578	1622
39	50	100	50	5	2,575	1205
40	55	65	55	2,5	1,152	1279
41	60	140	60	7	4,668	1726



## T PROFİLLER (T PROFILES)

No	A (mm)	B (mm)	C (mm)	Ağırlık(Weight) kg/m	Kalıp No (Die No)
1	25	25	1,1	0,15	2056
2	30	30	1,1	0,18	2057
3	30	30	2	0,31	1623
4	30	30	3	0,49	1624
5	35	35	3	0,55	1625
6	50	25	1,3	0,18	2058
7	40	40	3	0,63	1206
8	40	40	4	0,82	1495
9	50	50	5	1,29	1497
10	52	100	2	0,81	2067
11	60	60	4	1,25	1626

