



**NOR**  
ALÜMİNYUM

BEST  
OF  
THE  
BEST  
NOR

[www.noraluminyum.com.tr](http://www.noraluminyum.com.tr)

# GENEL PROFİL KATALOĞU GENERAL PROFILE CATALOG









+90 549 502 03 30  
+90 552 863 37 13

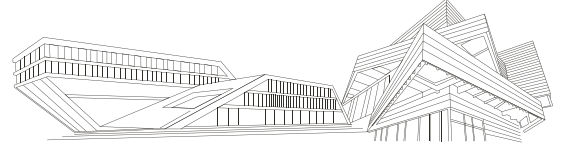


[info@noraluminyum.com.tr](mailto:info@noraluminyum.com.tr)

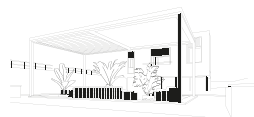
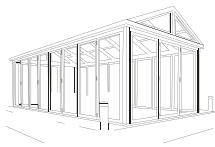
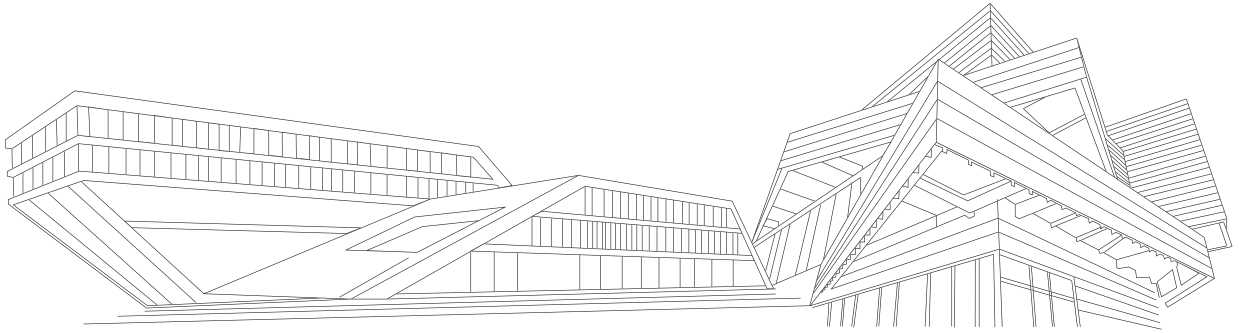


Burhan Osb. Mah. 16. Cad. No: 3  
Akdeniz/MERSİN





BİOKLİMATİK PERGOLA / <i>BIOCLOMATIC PERGOLA</i>	4-7
PERGOLA / <i>PERGOLA</i>	8-11
GİYOTİN / <i>GUILLOTINE</i>	12-16
KATLANIR SÜRME / <i>PLIABLE SLIDING</i>	17-19
KIŞ BAHÇESİ / <i>WINTER GARDEN</i>	20-25
C60 SERİSİ / <i>C60 SERIES</i>	26-27
ALDOKS SERİSİ / <i>ALDOX SERIES</i>	28-29
CEPHE PROFİLLERİ / <i>FACADE PROFILES</i>	30-31
SİGMA PROFİLLERİ / <i>SIGMA PROFILES</i>	32-33
SOLAR SİSTEM PROFİLLERİ / <i>SOLAR SYSTEM PROFILES</i>	34-36
CAM BALKON / <i>GLASS BALCONY</i>	37-39
STANDART PROFİL / <i>STANDARD PROFILE</i>	40-58






BEST  
OF  
THE  
BEST  
NOR

[www.noraluminyum.com.tr](http://www.noraluminyum.com.tr)

SHINE  
VENUS

BIOKLİMATİK PERGOLA  
BIOCLIMATIC PERGOLA



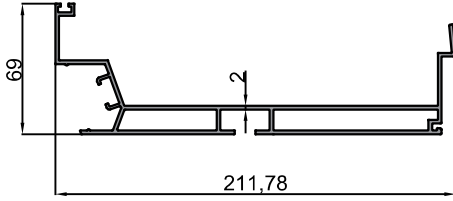
+90 549 502 03 30  
+90 552 863 37 13

[info@noraluminyum.com.tr](mailto:info@noraluminyum.com.tr)

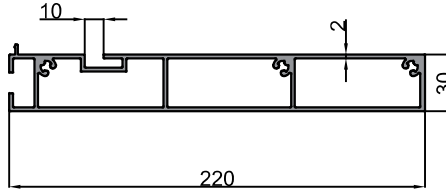
Burhan Osb. Mah. 16. Cad. No: 3  
Akdeniz/MERSİN



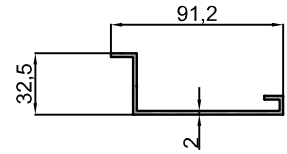
10-10911  
Oluk Profili / Gutter Profile  
3.034 kg/m



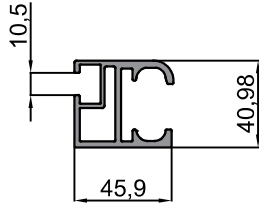
10-10910  
Oluk Dikme Profili / Gutter Strut Profile  
3.562 kg/m



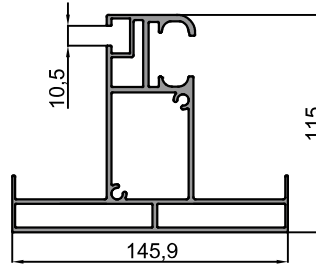
10-10909  
Üst L Profili / Top L Profile  
0.746 kg/m



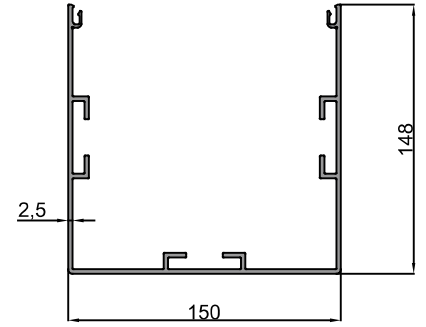
10-10974  
Hareketli Ray Profili / Moving Rail Profile  
1.493 kg/m



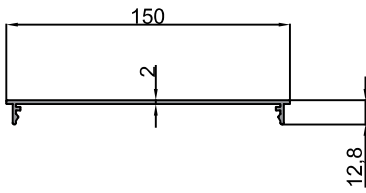
10-10943  
Sabit Ray Profili / Stable Rail Profile  
4.578 kg/m



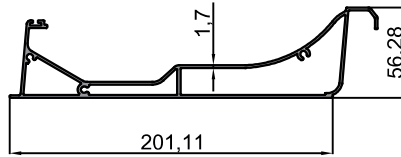
10-10942  
Ayak Profili / Counterfort Profile  
3.841 kg/m



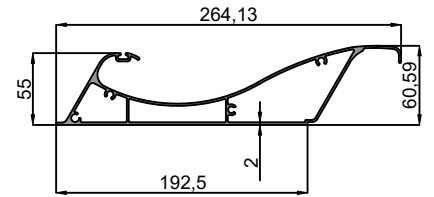
10-10941  
Ayak Kapak Profili/Counterfort Cover Profile  
0.951 kg/m



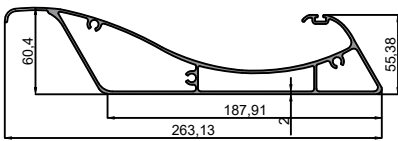
10-10921  
Panel Profili / Panel Profile  
2.898 kg/m



10-10944  
Panel Profili / Panel Profile  
3.490 kg/m

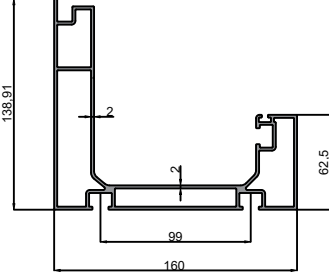


- 10-10953
- Panel Profili / Panel Profile
- 3.658 kg/m

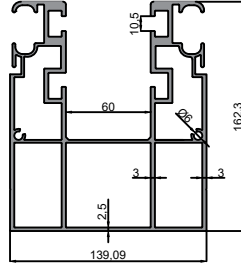




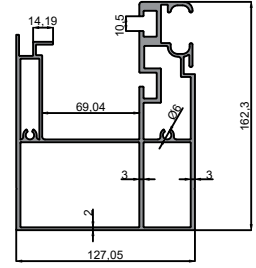
- 10-10949
- Oluk Profili / Gutter Profile
- 4.241 kg/m



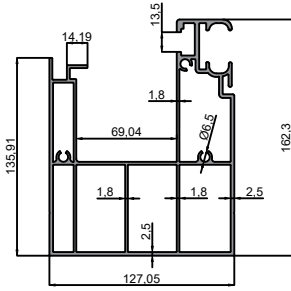
- 10-10947
- Çiftli Ray Profili / Double Sided Rail Profile
- 8.792 kg/m



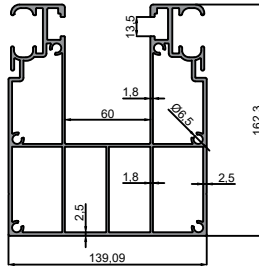
- 10-10948
- Tekli Ray Profili / Single Sided Rail Profile
- 6.627 kg/m



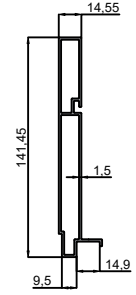
- 10-10987
- Tekli Ray Profili / Single Sided Rail Profile
- 6.217 kg/m



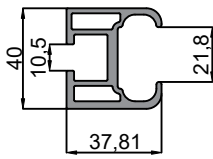
- 10-10988
- Çiftli Ray Profili / Double Sided Rail Profile
- 7.336 kg/m



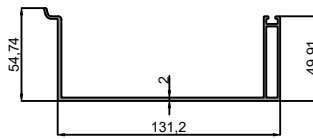
- 10-10950
- Oluk ve Ray Üst Profili / Gutter and Rail Top Profile
- 1.394 kg/m



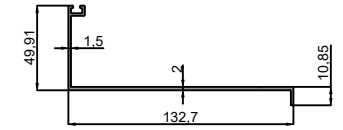
- 10-10951
- Hareketli Ray Profili / Moving Rail Profile
- 1.251 kg/m



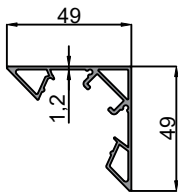
- 10-10952
- İç Oluk / Inner Gutter
- 1.467 kg/m



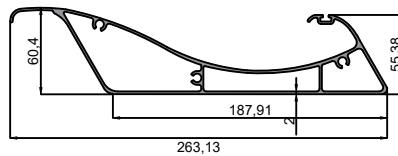
- 10-10957
- İç Oluk / Inner Gutter
- 1.012 kg/m



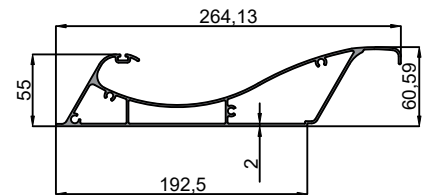
- 10-10981
- Led Kanal Profili / Led Duct Profile
- 0.651 kg/m



- 10-10953
- Panel Profili / Panel Profile
- 3.658 kg/m



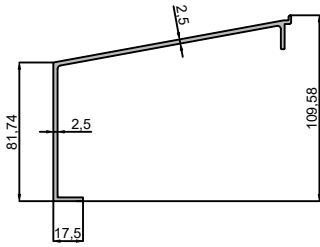
- 10-10944
- Panel Profili / Panel Profile
- 3.490 kg/m



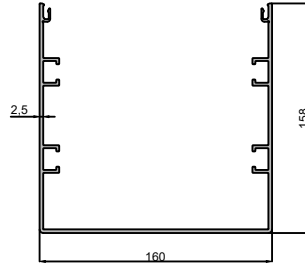
## Bioklimatik Pergola / Bioclimatic Pergola



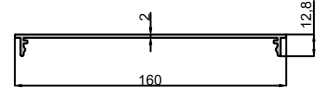
- 10-10956
- Motor Kapak Profili / Engine Cover Profile
- 1.691 kg/m



- 10-10955
- Ayak Profili / Counterfort Profile
- 3.848 kg/m



- 10-10954
- Ayak Kapak Profili / Counterfort Cover Profile
- 1.007 kg/m






BEST  
OF  
THE  
BEST  
NOR

[www.noraluminyum.com.tr](http://www.noraluminyum.com.tr)

SHINE  
MARS

PERGOLA



+90 549 502 03 30  
+90 552 863 37 13

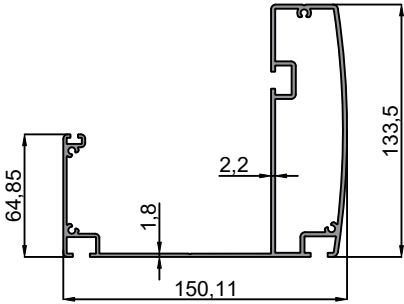
[info@noraluminyum.com.tr](mailto:info@noraluminyum.com.tr)

Burhan Osb. Mah. 16. Cad. No: 3  
Akdeniz/MERSİN

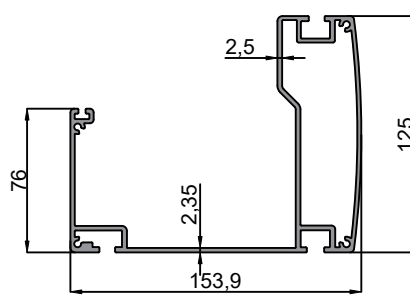




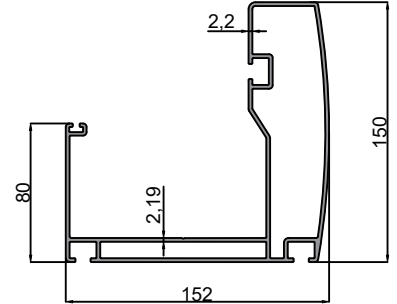
10-10415  
Oluk Profili/Gutter Profile  
3.383 kg/m



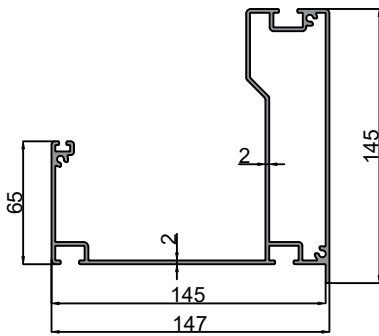
10-10468  
Oluk Profili/Gutter Profile  
4.006 kg/m



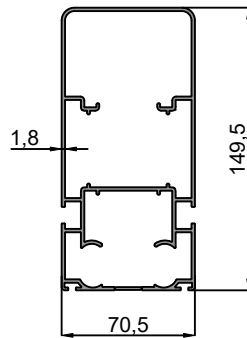
10-10477  
Oluk Profili/Gutter Profile  
4.397 kg/m



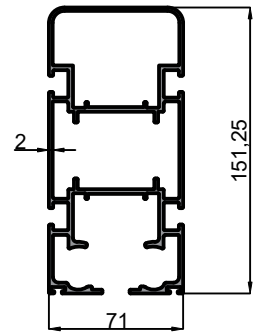
10-10513  
Oluk Profili/Gutter Profile  
3.411 kg/m



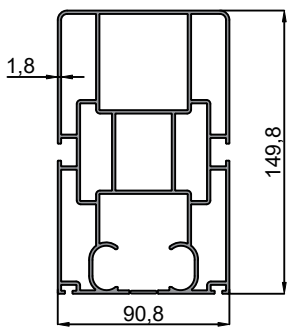
10-10412  
70x150 mm Ray Profili/ 70x150 mm Rail Profile  
3.094 kg/m



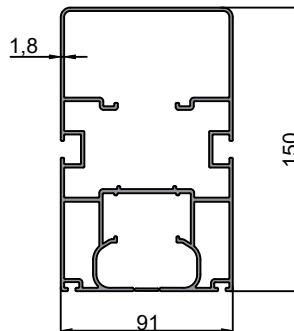
10-10469  
70x150 mm Ray Profili/  
70x150 mm Rail Profile  
4.100 kg/m



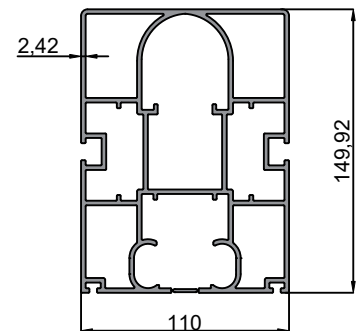
10-10411  
90x150 Ray Profili/ 90x150 mm Rail Profile  
5.114 kg/m



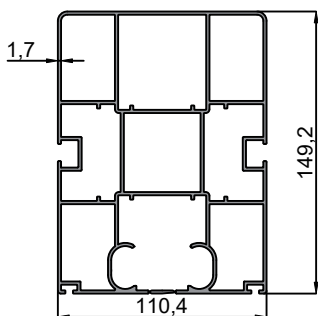
10-10501  
90x150 Ray Profili/ 90x150 mm Rail Profile  
4.129 kg/m



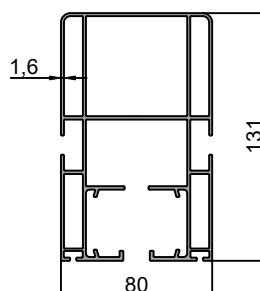
10-10475  
110x150 mm Ray Profili/  
110x150 mm Rail Profile  
7.116 kg/m



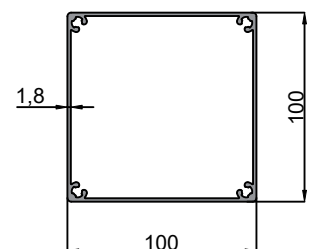
10-10612  
110x150 mm Ray Profili/110x150 mm Rail Profile  
5.214 kg/m



10-10541  
80x130 mm Ray Profili/ 80x130 mm Rail Profile  
3.613 kg/m

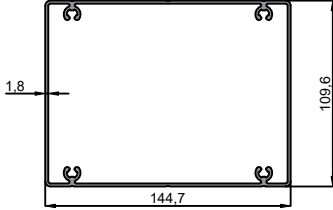


10-10414  
100'lük Ayak Profili/ Counterfort Profile  
2.227 kg/m

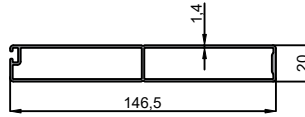




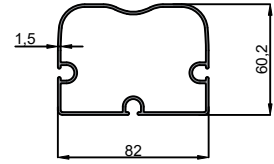
- 10-10419
- 145x110mm Ayak Profili  
145x110 mm Counterfort Profile
- 2.927 kg/m



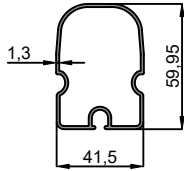
- 10-10420
- Orta Kayıt Profili  
Vertical Meeting Profile
- 1.355 kg/m



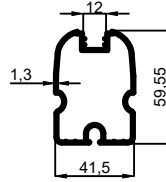
- 10-10416
- Kalın Korniş Profili  
Thick Stringcourse Profile
- 1.288 kg/m



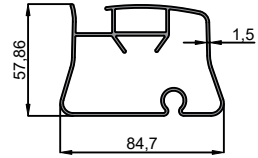
- 10-10418
- İnce Korniş Profili  
Thin Stringcourse Profile
- 0.737 kg/m



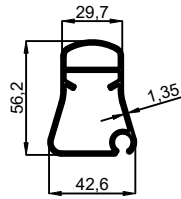
- 10-10514
- Led Kanallı İnce Korniş Profili  
Thin Stringcourse With Dyke Profile
- 0.818 kg/m



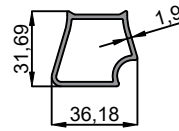
- 10-10472
- Kalın Korniş Profili  
Thick Stringcourse Profile
- 1.491 kg/m



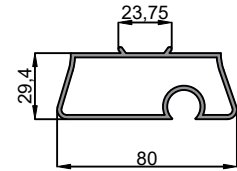
- 10-10471
- İnce Korniş Profili  
Thin Stringcourse Profile
- 0.809 kg/m



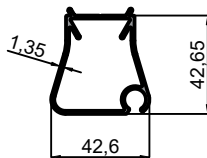
- 10-10470
- İnce Korniş Ek Profili/  
Thin Stringcourse Joint Profile
- 0.590 kg/m



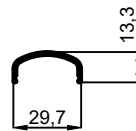
- 10-10515
- Kalın Korniş Ek Profili/  
Thick Stringcourse Joint Profile
- 1.161 kg/m



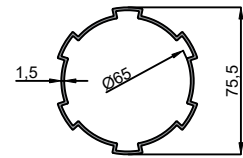
- 10-10610
- Kapaklı İnce Korniş Profili/  
Thin Stringcourse Profile With Cover
- 0.679 kg/m



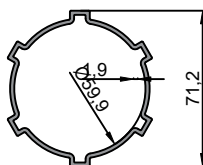
- 10-10611
- Kapaklı İnce Korniş Kapağı Profili/  
Thin Stringcourse Cover Profile With Cover
- 0.162 kg/m



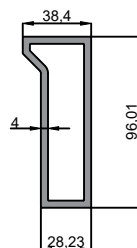
- 10-10417
- Tambur Boru Profili / Bull Block Tube Profile
- 1.071 kg/m



- 10-10467
- Tambur Boru Profili/Bull Block Tube Profile
- 1.213 kg/m

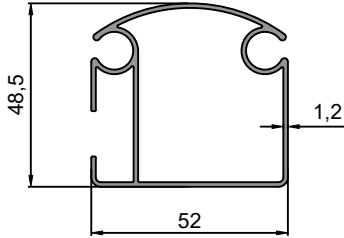


- 10-10516
- Oluk Ek Profili (10513) / Gutter Joint Profile
- 2.675 kg/m

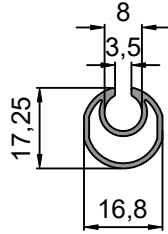




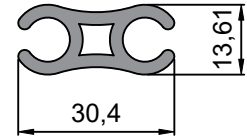
43-5209  
Mafsallı Tente Profili/  
Articulated Awning Profile  
0.791 kg/m



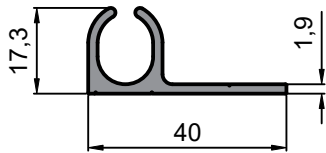
43-5211  
Mafsallı Tente Profili/  
Articulated Awning Profile  
0.214 kg/m



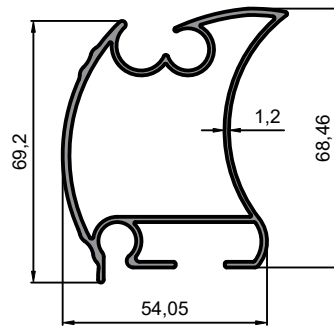
10-10607  
Mafsallı Tente Profili/  
Articulated Awning Profile  
0.528 kg/m



10-10608  
Mafsallı Tente Profili/  
Articulated Awning Profile  
0.412 kg/m



10-10609  
Mafsallı Tente Profili/  
Articulated Awning Profile  
1.232 kg/m





BEST  
OF  
THE  
BEST  
NOR

[www.noraluminyum.com.tr](http://www.noraluminyum.com.tr)

SHINE  
NEPTUNE

GIYOTİN  
GUILLOTINE



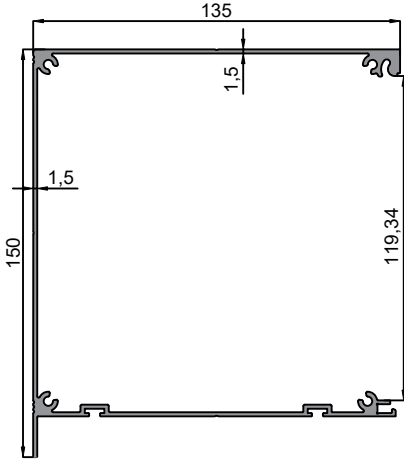
+90 549 502 03 30  
+90 552 863 37 13

[info@noraluminyum.com.tr](mailto:info@noraluminyum.com.tr)

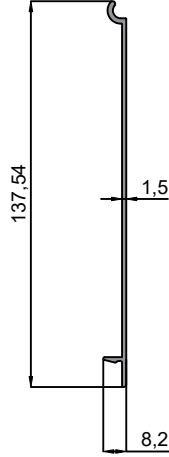
Burhan Osb. Mah. 16. Cad. No: 3  
Akdeniz/MERSİN



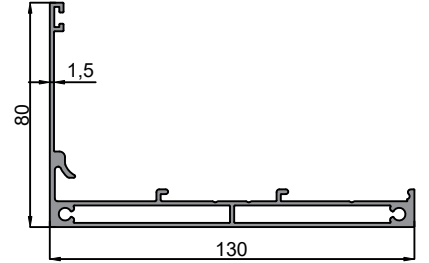
- 10-GİO 01
- Ana Şase Profili / Main Chassis Profile
- 2.217 kg/m



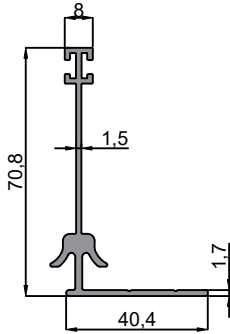
- 10-GİO 02
- Şase Kapak Profili / Chassis Cover Profile
- 0,610 kg/m



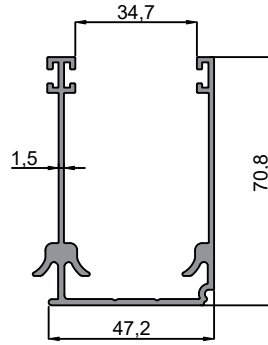
- 10-GİO 03
- Yan Kasa Profili / Side Frame Profile
- 1.777 kg/m



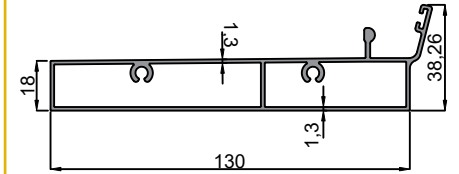
- 10-GİO 04
- Tekli Raylı Profili/ Single Rail Profile
- 0.726 kg/m



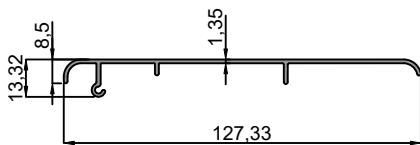
- 10-GİO 05
- Çiftli Raylı Profili/ Double Rail Profile
- 1.175 kg/m



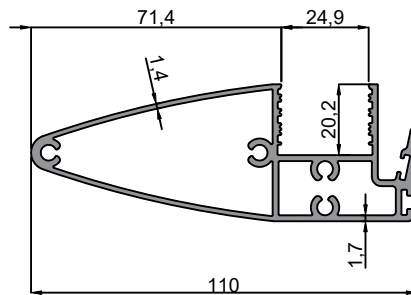
- 10-GİO 06
- Alt kasa Profili/ Bottom Frame Profile
- 1.439 kg/m



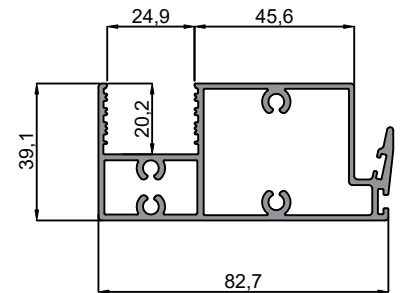
- 10-GİO 07
- Küpeşte Profili / Handrail Profile
- 0.593 kg/m



- 10-GİO 08
- Badem Kenet Profili / Almond Clamp Profile
- 1.662 kg/m

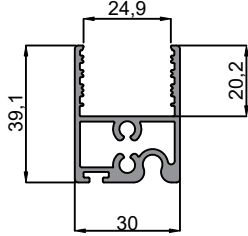


- 10-GİO 09
- Kenet Profili (2'li Kanat Sistem) Clamp Profile (2 Sash System)
- 1.627 kg/m

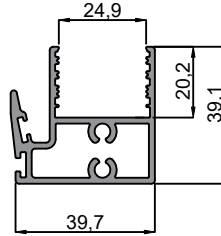




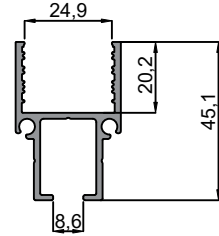
- 10-GiO 10
- Baza Profili(Alt-Üst)  
Plinth Profile Bottom-Top)
- 0.811 kg/m



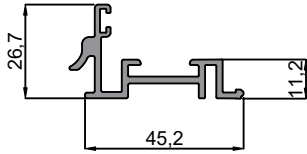
- 10-GiO 11
- Kenet Profili/ Clamp Profile
- 0.961 kg/m



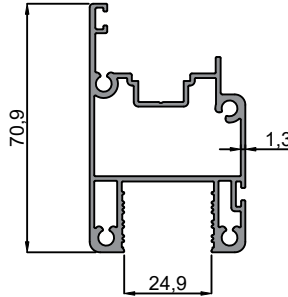
- 10-GiO 12
- Baza Profili (Yan) / Plinth Profile (Side)
- 0.669 kg/m



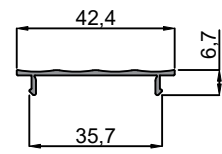
- 10-GiO 13
- Silinebilir Kasa Kapak Profili  
Wipeable Frame Cover Profile
- 0.606 kg/m



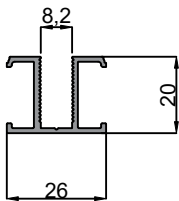
- 10-GiO 17
- Silinebilir Kanat Profili  
Wipeable Sash Profile
- 1.296 kg/m



- 10-GiO 15
- Kasa Kapak / Frame Cover Profile
- 0.168 kg/m



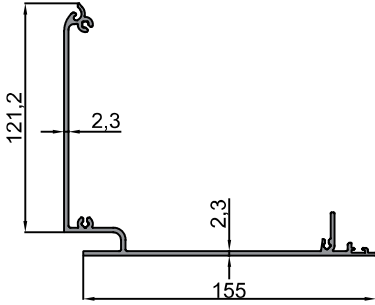
- 10-GiO 16
- Tek Cam Profili / Single Glazing Profile
- 0.294 kg/m





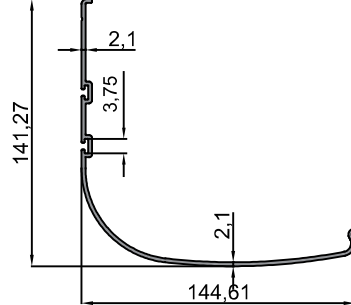
10-10378

Ana Şase Profili ( Sabit / Silinebilir )  
Main Chassis Profile ( Fixed / Wipeable )  
2.353 kg/m



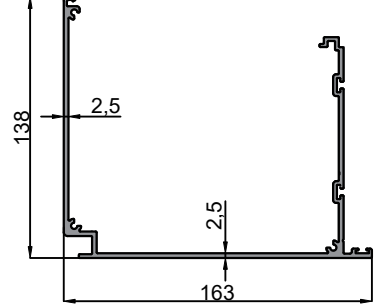
10-10381

Şase Kapak Profili ( Sabit / Silinebilir )  
Chassis Cover Profile ( Fixed / Wipeable )  
1.660 kg/m



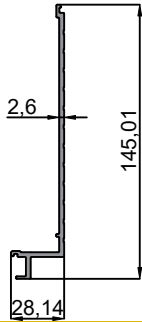
10-10700

Ana Şase Profili ( Sabit / Silinebilir )  
Main Chassis Profile ( Fixed / Wipeable )  
3.177 kg/m



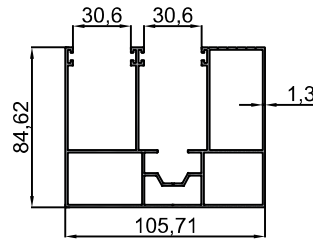
10-10701

Şase Kapak Profili ( Sabit / Silinebilir )  
Chassis Cover Profile ( Fixed / Wipeable )  
1.195 kg/m



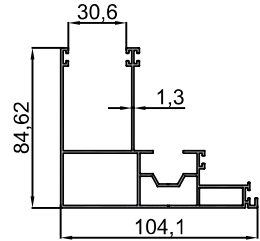
10-10379

Silinebilir Yan Kasa Üst Profili  
Wipeable Side Frame Top Profile  
2.189 kg/m



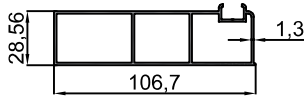
10-10380

Silinebilir Yan Kasa Alt Profili  
Wipeable Side Frame Bottom Profile  
1.653 kg/m



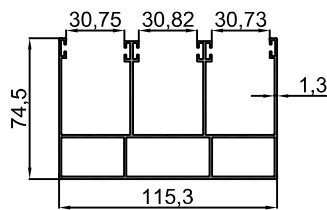
10-10382

Silinebilir Alt Kasa Profili  
Wipeable Bottom Frame Profile  
1.168 kg/m



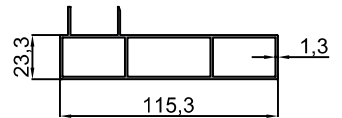
10-10392

Sabit Yan Kasa Profili  
Fixed Side Frame Profile  
2.039 kg/m



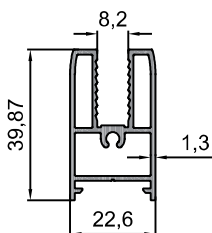
10-10393

Sabit Alt Kasa Profili  
Fixed Bottom Frame Profile  
1.207 kg/m



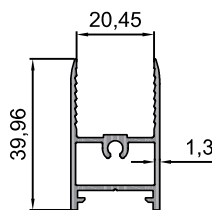
10-10386

Silinebilir / Sabit Tek Cam Baza Profili  
Wipeable / Fixed Insulating Single Glazing  
Plinth Profile  
0.635 kg/m



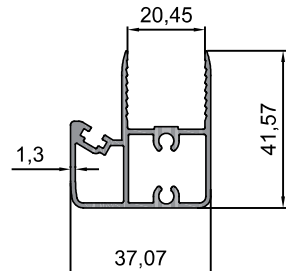
10-10384

Silinebilir / Sabit Isıcam Baza Profili  
Wipeable / Fixed Insulating Heat Glazing  
Plinth Profile  
0.493 kg/m



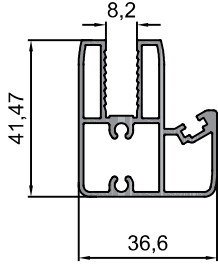
10-10385

Silinebilir / Sabit Isıcam Kenet Profili  
Wipeable / Fixed Insulating Heat Glazing  
Clamp Profile  
0.731 kg/m

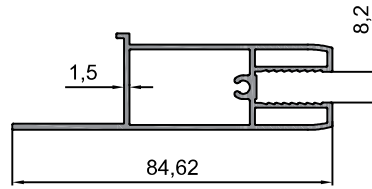




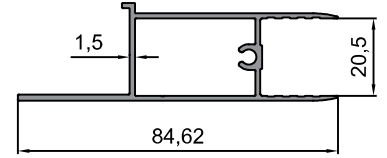
10-10387  
Silinebilir/ Sabit Tek Cam Kenet Profili  
Wipeable / Fixed Insulating Single Glazing  
Clamp Profile  
0.886 kg/m



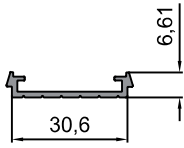
10-10388  
Silinebilir Tek Cam Kulaklı Baza Profili  
Wipeable Single Glazing Ear Plinth Profile  
0.885 kg/m



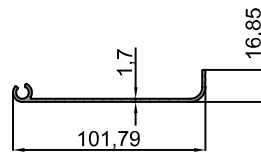
10-10383  
Silinebilir Isıcam Kulaklı Baza Profili  
Plinth Profile With Erasable Insulating  
Glazing Ears  
0.716 kg/m



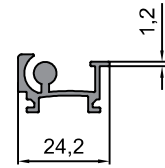
10-10461  
Silinebilir / Sabit Kasa Kapak Profili  
Wipeable / Fixed Frame Cover Profile  
0.186 kg/m



10-10389  
Silinebilir / Sabit K peşte Profili  
Wipeable / Fixed Handrail Profile  
0.580 kg/m



10-10390  
Silinebilir / Sabit K peşte Baęlantı Profili  
Wipeable / Fixed Handrail  
Connection Profile  
0.310 kg/m







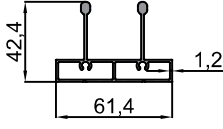
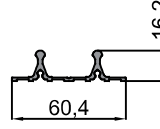
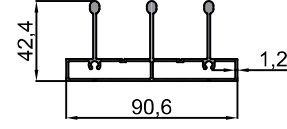
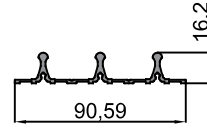
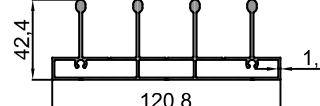
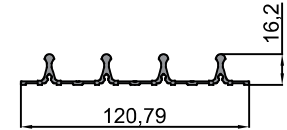
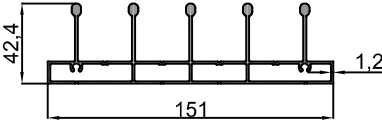

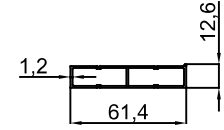
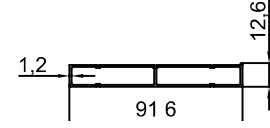
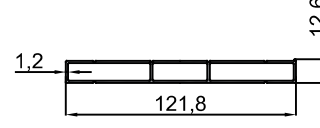
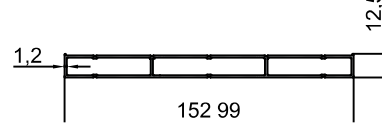
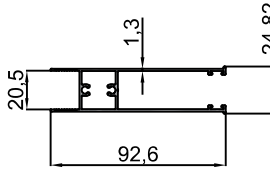
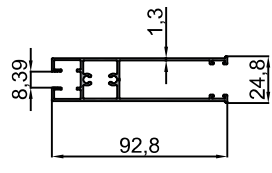
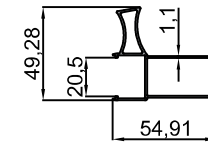
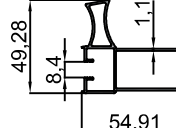
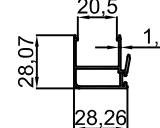
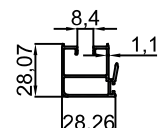
**SHINE**  
SATURN

## KATLANIR SÜRME

PLIABLE SLIDING

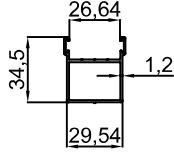




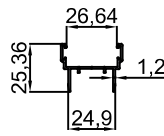
<p>10-10407 Eşikli 2'li Sürme Alt/Üst Kasa Profili 2 Way Sliding Bottom/Top Frame Profile With Threshold 0.912 kg/m</p>	<p>10-10410 Eşiksiz 2'li Sürme Alt Kasa Profili 2 Way Sliding Bottom Frame Profile Without Threshold 0.493 kg/m</p>	<p>10-10406 Eşikli 3'lü Sürme Alt/Üst Kasa Profili 3 Way Sliding Bottom/Top Bottom Frame Profile With Threshold 1.288 kg/m</p>
		
<p>10-10409 Eşiksiz 3'lü Sürme Alt Kasa Profili / 3 Way Sliding Bottom Frame Profile Without Threshold 0.728 kg/m</p>	<p>10-10405 Eşikli 4'lü Sürme Alt/Üst Kasa Profili 4 Way Sliding Bottom/Top Frame Profile With Threshold 1.685 kg/m</p>	<p>10-10408 Eşiksiz 4'lü Sürme Alt Kasa Profili / 4 Way Sliding Bottom Frame Profile Without Threshold 0.970 kg/m</p>
		
<p>10-10494 Eşikli 5'li Sürme Alt/Üst Kasa Profili 5 Way Sliding Bottom/Top Frame Profile With Threshold 2.109 kg/m</p>	<p>10-10492 Eşiksiz 5'li Sürme Alt Kasa Profili / 5 Way Sliding Bottom Frame Profile Without Threshold 1.212 kg/m</p>	<p>10-10404 2'li Sürme Yan Kasa Profili/ 2 Way Sliding Side Frame Profile 0.463 kg/m</p>
		
<p>10-10403 3'lü Sürme Yan Kasa Profili/ 3 Way Sliding Side Frame Profile 0.646 kg/m</p>	<p>10-10402 4'lü Sürme Yan Kasa Profili/ 4 Way Sliding Side Frame Profile 0.843 kg/m</p>	<p>10-10493 5'li Sürme Yan Kasa Profili/ 5 Way Sliding Side Frame Profile 1.047 kg/m</p>
		
<p>10-10394 Sürme Baza Kanat Profili (Isı Camlı) / Sliding Plinth Wing Profile (Heat Glazing) 0.857 kg/m</p>	<p>10-10395 Sürme Baza Kanat Profili (Tek Camlı) / Sliding Plinth Wing Profile (Single Glazed) 0.949 kg/m</p>	<p>10-10396 Sürme Yan Kanat Kollu Profili (Isı Camlı) / Sliding Side Sash Arm Profile (Heat Glazed) 0.631 kg/m</p>
		
<p>10-10397 Sürme Yan Kanat Kollu Profili (Tek Camlı) Sliding Side Sash Arm Profile(Single Glazed) 0.686 kg/m</p>	<p>10-10398 Sürme Yan Kenet Profili (Isı Camlı) / Sliding Side Clamp Profile (Heat Glazed) 0.367 kg/m</p>	<p>10-10399 Sürme Yan Kenet Profili (Tek Cam) / Sliding Side Clamp Profile (Single Glazing) 0.418 kg/m</p>
		



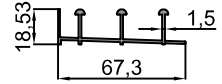
10-10400  
Bitiş U Profili / Finish U Profile  
0.441 kg/m



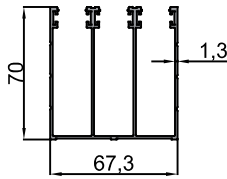
10-10401  
Ara H Profili / Distance H Profile  
0.264 kg/m



10-10309  
3'lü Alt Ray Profili/  
3 Way Bottom Rail Profile  
0.584 kg/m



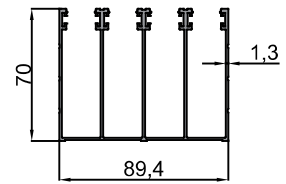
10-10310  
3'lü Üst Kasa Profili/  
3 Way Top Frame Profile  
1.466 kg/m



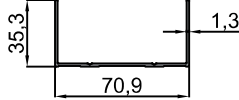
10-10304  
4'lü Alt Ray Profili/  
4 Way Bottom Rail Profile  
0.762 kg/m



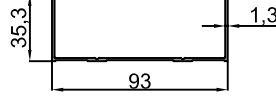
10-10305  
4'lü Üst Kasa Profili/  
4 Way Top Frame Profile  
1.874 kg/m



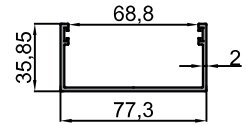
10-10311  
3'lü Yan Kasa Profili/  
3 Way Side Frame Profile  
0.513 kg/m




10-10306  
4'lü Yan Kasa Profili/  
4 Way Side Frame Profile  
0.591 kg/m



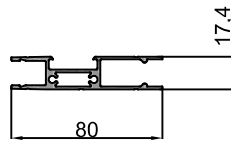
10-10544  
3'lü Yan Kasa Profili/  
3 Way Side Frame Profile  
0.851 kg/m



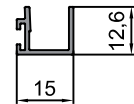
10-10543  
4'lü Yan Kasa Profili/  
4 Way Side Frame Profile  
0.972 kg/m



10-10308  
Baza Profili / Plinth Profile  
0.947 kg/m




10-10307  
Ara Fitol Profili / Footing Gasket Profile  
0.139 kg/m





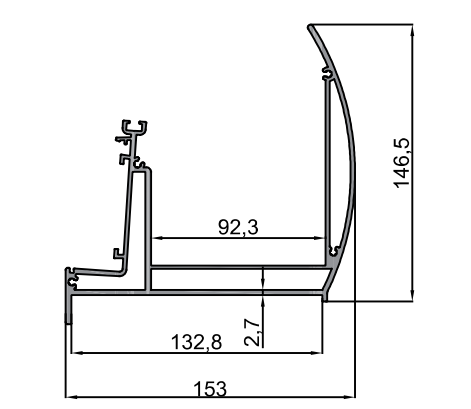
**SHINE**  
**MERCURY**

KIŞ BAHÇESİ  
WINTER GARDEN

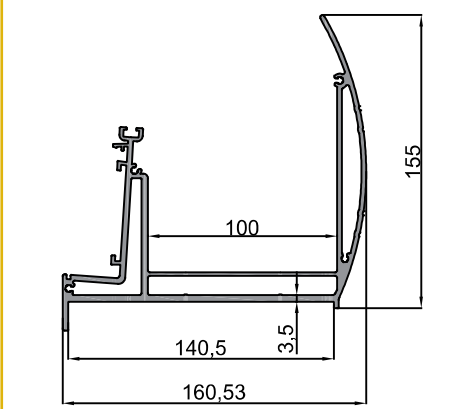




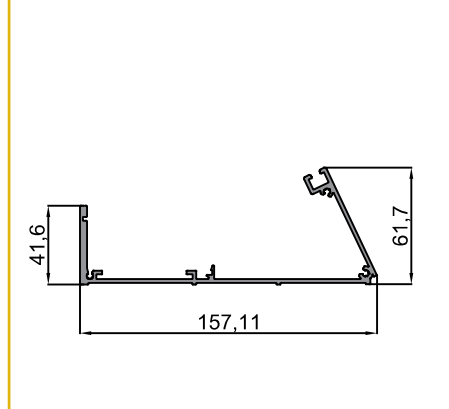
10-10094  
Oluk Profili / Gutter Profile  
4.849 kg/m



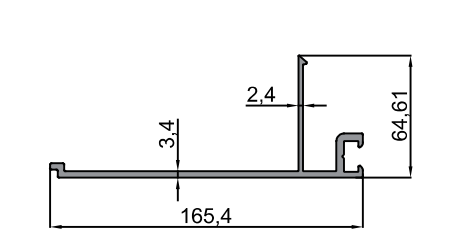
10-10281  
Oluk Profili / Gutter Profile  
5.315 kg/m



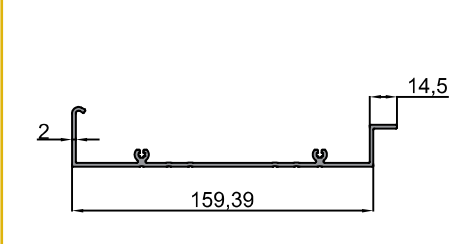
10-10093  
Duvar Profili / Wall Profile  
1.942 kg/m



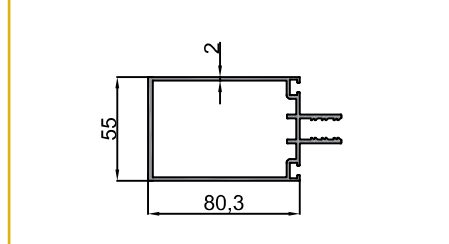
10-10285  
Duvar ve Oluk Profili İç Kapağı  
/Wall and Gutter Profile Inside Cover  
0.577 kg/m



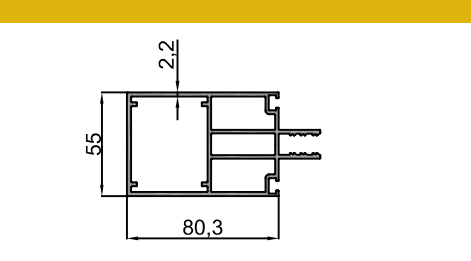
10-10284  
Oluk Profili Dış Kapağı  
/Gutter Profile Outside Cover  
1.402 kg/m



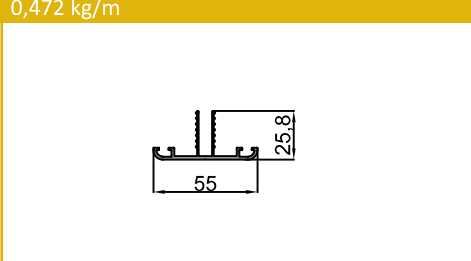
10-10097  
Polikarbon Taşıyıcı Profil  
/Polycarbonate Carrier Profile  
1.851 kg/m



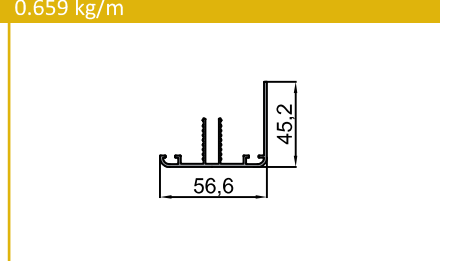
10-10098  
Cam Taşıyıcı Profil/Glazing Carrier Profile  
2.194 kg/m



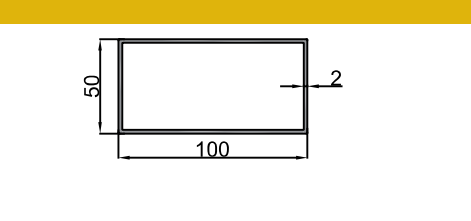
10-10099  
Taşıyıcı Profil Orta Kapağı  
Carrier Profile Middle Cover  
0,472 kg/m



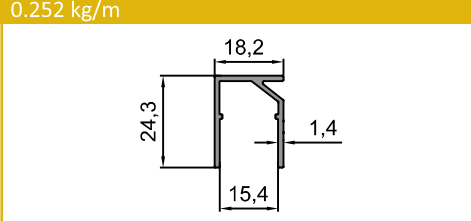
10-10100  
Taşıyıcı Profil Yan Kapağı  
Carrier Profile Side Cover  
0.659 kg/m



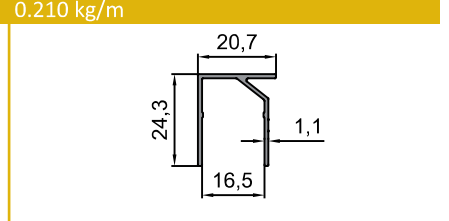
10-10101  
Kutu Profili / Rectangular Tube Profile  
1.582 kg/m



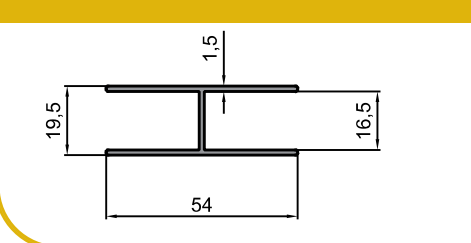
10-10091  
Polikarbon Kapama Çıtasa Profili  
Polycarbonate Cover Strip Profile  
0.252 kg/m



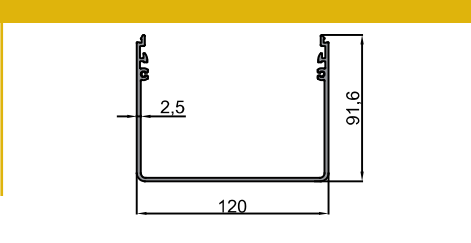
10-10559  
Polikarbon Kapama Çıtasa Profili  
Polycarbonate Cover Strip Profile  
0.210 kg/m



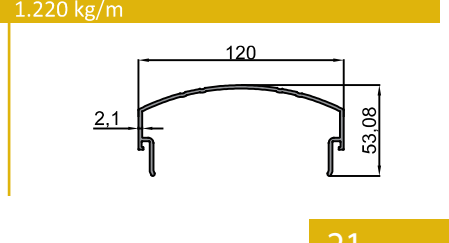
10-10090  
H Profili / H Profile  
0.505 kg/m



10-10095  
Ayak Profili / Counterfort Profile  
2.046 kg/m

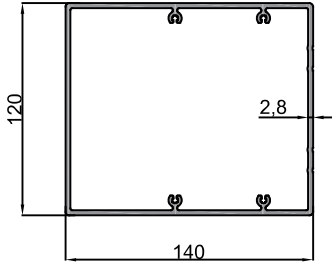


10-10096  
Ayak Kapak Profili  
Counterfort Cover Profile  
1.220 kg/m

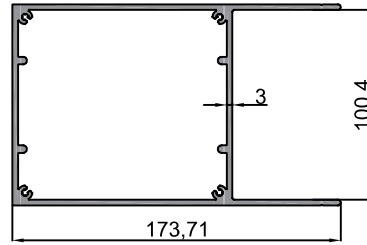




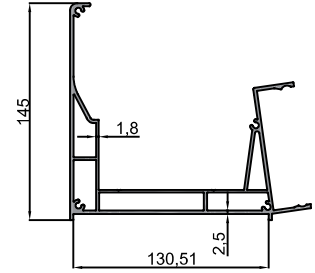
10-10283  
Ayak Profili / Counterfort Profile  
4.237 kg/m



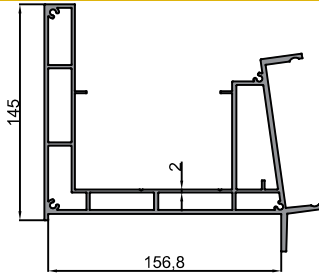
10-10291  
Duvar Destek Profili  
Wall Back Up Profile  
4.998 kg/m



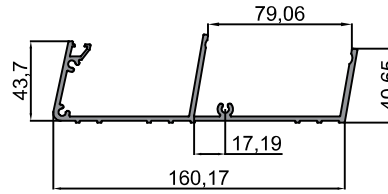
10-10522  
Oluk Profili E / Gutter Profile E  
4.340 kg/m



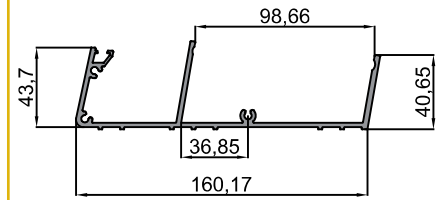
10-10533  
Oluk Profili L / Gutter Profile L  
6.704 kg/m



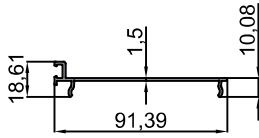
10-10537  
Duvar Profili E / Wall Profile E  
2.250 kg/m



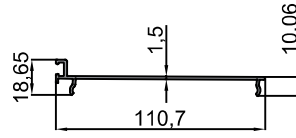
10-10528  
Duvar Profili L / Wall Profile L  
2.252 kg/m



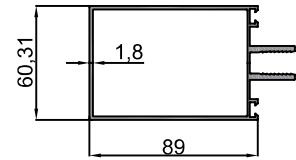
10-10536  
Duvar ve Oluk Profili İç Kapağı E  
Wall and Gutter Profile Inside Cover E  
0.506 kg/m



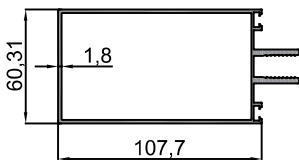
10-10529  
Duvar ve Oluk Profili İç Kapağı L  
Wall and Gutter Profile Inside Cover L  
0.585 kg/m



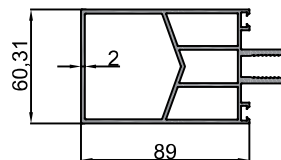
10-10535  
Polikarbon Taşıyıcı Profil E  
Polycarbonate Carrier Profile E  
1.782 kg/m



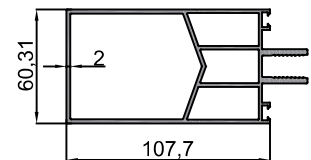
10-10525  
Polikarbon Taşıyıcı Profil L  
Polycarbonate Carrier Profile L  
1.965 kg/m



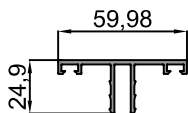
10-10534  
Cam Taşıyıcı Profil E  
Glazing Carrier Profile E  
2.691 kg/m



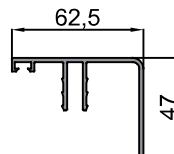
10-10524  
Cam Taşıyıcı Profil L  
Glazing Carrier Profile L  
2.914 kg/m



10-10526  
Taşıyıcı Profil Orta Kapağı E-L  
Carrier Profile Middle Cover E-L  
0.677 kg/m

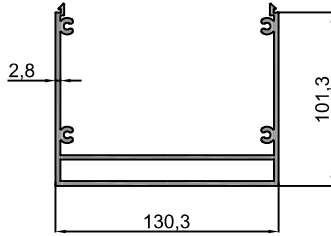


10-10527  
Taşıyıcı Profil Yan Kapağı E-L  
Carrier Profile Side Cover E-L  
0.870 kg/m

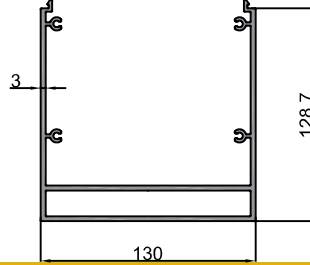





10-10523  
Ayak Profili E / Counterfort Profile E  
3.901 kg/m



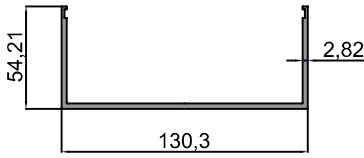
10-10542  
Ayak Profili L / Counterfort Profile L  
4.608 kg/m




10-10532  
Ayak Kapak Profili E  
Counterfort Cover Profile E  
1.341 kg/m



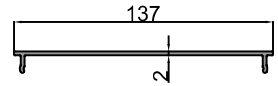
10-10538  
Ayak Kapak Profili Uzun L  
Counterfort Cover Profile Long L  
1.741 kg/m



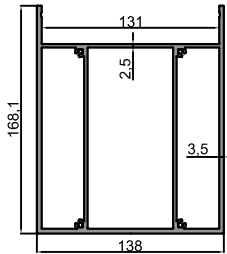
10-10560  
Ayak Kapak Profili Kısa L  
Counterfort Cover Profile Short L  
1.312 kg/m



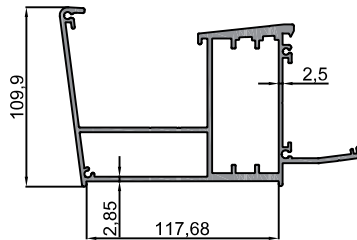
10-10546  
Statik Kapak Profili / Static Cover Profile  
0.842 kg/m



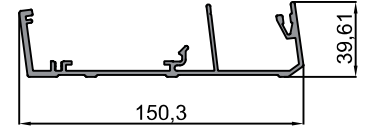
10-10545  
Statik Profili / Static Profile  
7.409 kg/m



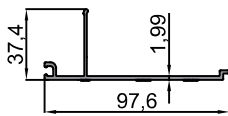
10-10057  
Oluk Profili / Gutter Profile  
5.704 kg/m



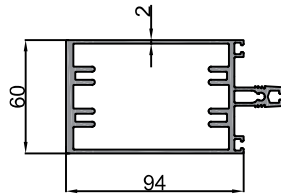
10-10059  
Duvar Profili / Wall Profile  
1.983 kg/m



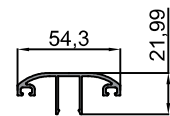
10-10060  
Duvar ve Oluk Profili Kapağı  
Wall and Gutter Profile Cover  
0.744 kg/m



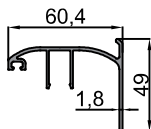
10-10058  
Taşıyıcı Profil/Carrier Profile  
3.140 kg/m



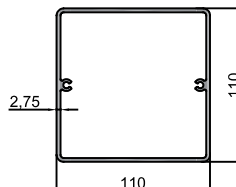
10-10062  
Taşıyıcı Profil Orta Kapağı  
Carrier Profile Middle Cover  
0.557 kg/m



10-10061  
Taşıyıcı Profil Yan Kapağı  
Carrier Profile Side Cover  
0.754 kg/m

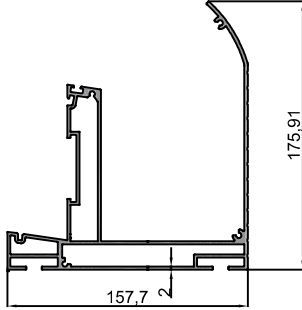


10-10103  
Ayak Profili / Counterfort Profile  
3.352 kg/m

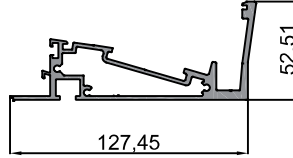




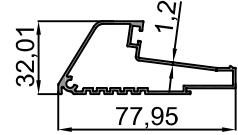
10-10448  
Oluk Profili / Gutter Profile  
4.930 kg/m



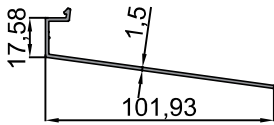
10-10450  
Duvar Profili / Wall Profile  
2.572 kg/m



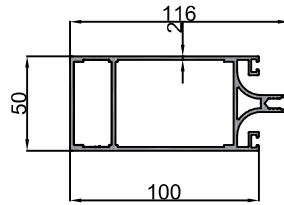
10-10454  
Duvar Baskı Profili / Wall Crush Profile  
0.787 kg/m



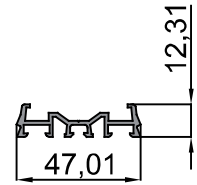
10-10455  
Oluk ve Duvar Profili Kapağı  
Gutter and Wall Cover Profile  
0.544 kg/m



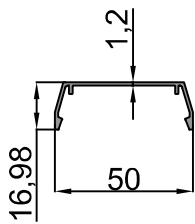
10-10451  
Cam Taşıyıcı Profil / Glazing Carrier Profile  
2.362 kg/m



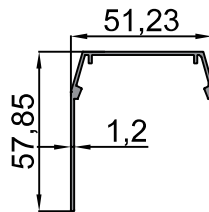
10-10452  
Cam Tutucu Profil / Glazing Stop Profile  
0.436 kg/m



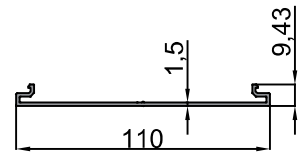
10-10456  
Cam Tutucu Orta Kapak Pr  
Glazing Stop Middle Cover  
0.290 kg/m



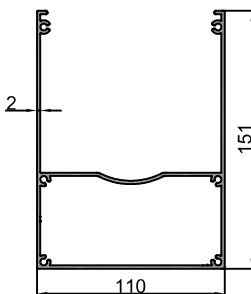
10-10457  
Cam Tutucu Yan Kapak Profili  
Glazing Stop Side Cover Profile  
0.436 kg/m



10-10449  
Ayak Kapak Profili  
Counterfort Cover Profile  
0.563 kg/m



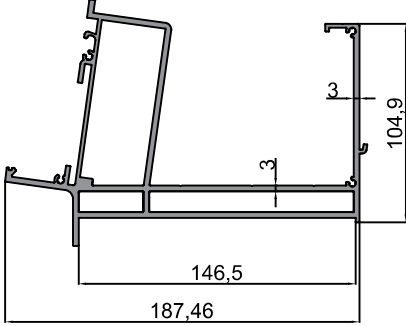
10-10453  
Ayak Profili / Counterfort Profile  
3.117 kg/m



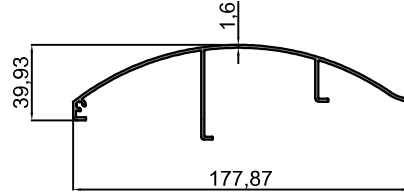




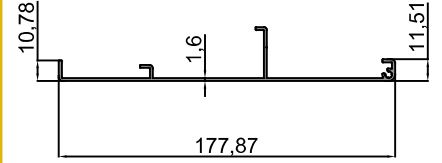
10-10549  
Oluk Profili / Gutter Profile  
5.960 kg/m



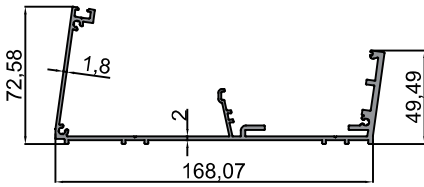
10-10548  
Oluk Ön Kapak Profili /  
Gutter Front Cover Profile  
1.255 kg/m



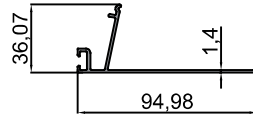
10-10558  
Oluk Ön Kapak Profili /  
Gutter Front Cover Profile  
1.078 kg/m



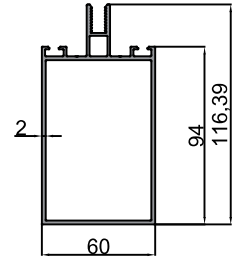
10-10553  
Duvar Profili / Wall Profile  
2.258 kg/m



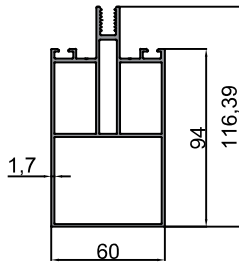
10-10557  
Oluk ve Duvar Profili Kapağı  
Gutter and Wall Cover Profile  
0.613 kg/m



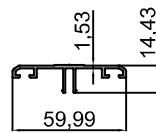
10-10550  
Polikarbon Taşıyıcı Profil  
Polycarbonate Carrier Profile  
2.023 kg/m



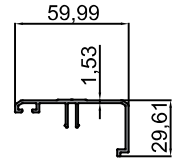
10-10555  
Cam Taşıyıcı Profil / Glazing Carrier Profile  
2.365 kg/m



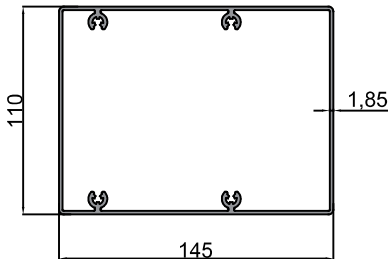
10-10551  
Taşıyıcı Profil Orta Kapağı  
Carrier Profile Middle Cover  
0.450 kg/m



10-10556  
Taşıyıcı Profil Yan Kapağı  
Carrier Profile Side Cover  
0.531 kg/m



10-10554  
Ayak Profili / Counterfort Profile  
3.076 kg/m





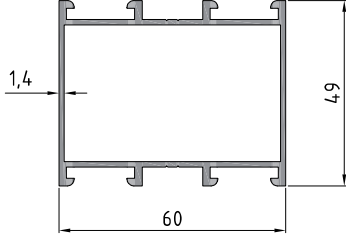
# C60 SERİSİ

## C60 SERIES

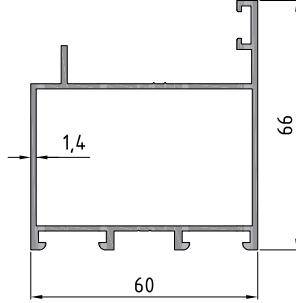




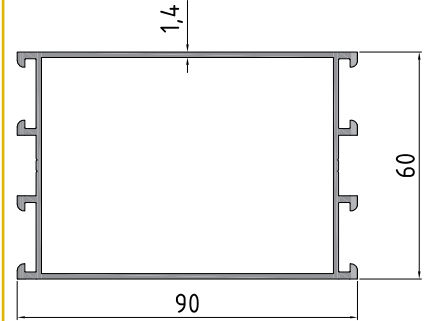
11-2268  
Dar Kasa Profili / Narrow Frame Profile  
1.016 kg/m



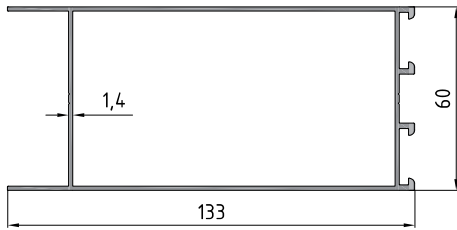
11-2269  
Kanat Profili / Sash Profile  
1.060 kg/m



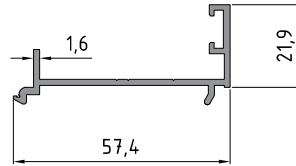
11-2266  
Geniş Kasa Profili / Wide Frame Profile  
1 316 kg/m



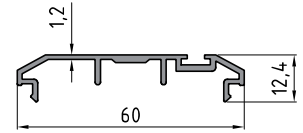
11-2270  
Etek Profili / Plinth Profile  
1.542 kg/m



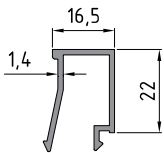
11-2256  
Kanat Adaptörü / Sash Adaptor  
0.462 kg/m



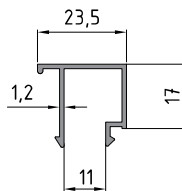
11-2261  
Çarpma Kapı Adaptörü /  
Swinging Door Adaptor  
0.401 kg/m



11-2254  
İsıcam Çıtası / Double Glazing Strip  
0.281 kg/m



11-2255  
Tek Cam Çıtası / Single Glazing Strip  
0.268 kg/m





# ALDOKS SERİSİ

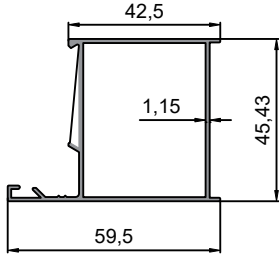
## ALDOX SERIES





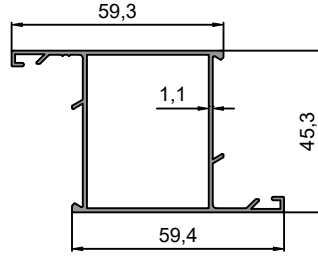
41-1946

Kasa Profili / Frame Profile  
0.623 kg/m



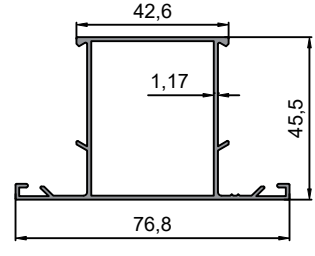
41-1989

Kanat Profili / Sash Profile  
0.718 kg/m



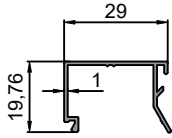
41-1990

Orta Kayıt Profili / Transom Profile  
0.714 kg/m



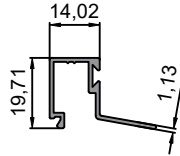
41-1948

Tek Cam Çıta / Single Glazing Beam  
0.210 kg/m



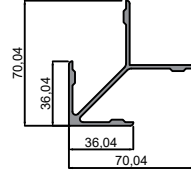
41-1949

İsı Cam Çıta / Double Glazing Beam  
0.234 kg/m



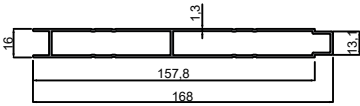
10-1950

Köşe Takozu / Corner Wedge  
1.165 kg/m



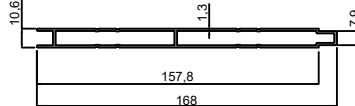
41-10303

Lambiri Profili / Wainscot Profile  
1.347 kg/m



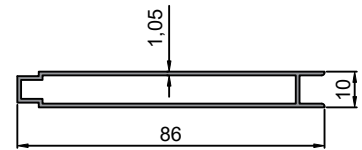
41-10290

Lambiri Profili / Wainscot Profile  
1.281 kg/m



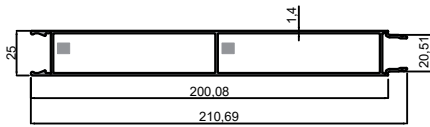
41-1954

Lambiri Profili / Wainscot Profile  
0.534 kg/m



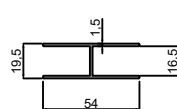
41-10561

Lambiri Profili / Wainscot Profile  
1.656 kg/m



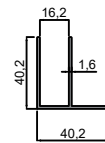
10-10090

H Profil / H Profile  
0.505 kg/m



10-10089

F Profil / F Profile  
0.508 kg/m



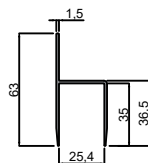
10-10562

F Profil / F Profile  
0.438 kg/m


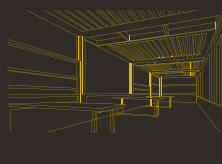






10-10563

H Profil / H Profile  
0.483 kg/m



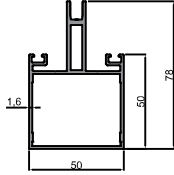
## CEPHE SİSTEMLERİ FACADE SYSTEMS





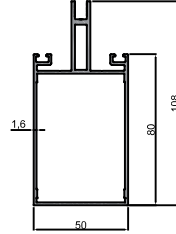
27-101300

50'lik Cephe Profili / 50 Faced Profile  
1.400 kg/m



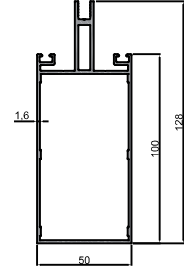
27-101301

80'lik Cephe Profili / 80 Faced Profile  
1.660 kg/m



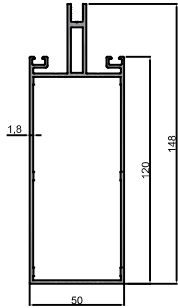
27-101303

100'lük Cephe Profili / 100 Faced Profile  
1.844 kg/m



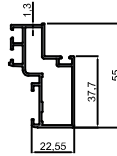
27-101302

120'lik Cephe Profili / 120 Faced Profile  
2.168 kg/m



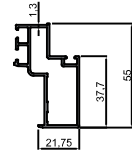
27-101305

Tijli Kaset Profili / Rod Frame Profile  
0.723 kg/m



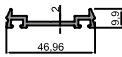
27-101304

Kaset Profili / Frame Profile  
0.691 kg/m



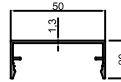
27-101307

Baskı Profili / Press Profile  
0.386 kg/m



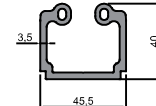
27-101306

Baskı Kapak Profili / Press Cup Profile  
0.339 kg/m



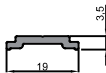
27-101308

Bağlantı Profili / Connection Profile  
1.535 kg/m



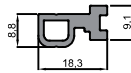
27-101309

Çıta Profili / Strip Profile  
0.111 kg/m




27-101310

Klips Profili / Clip Profile  
0.260 kg/m



## SİGMA PROFİLLERİ

### SİGMA PROFILES



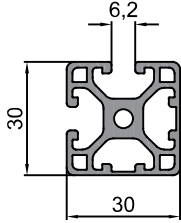


## Sigma Profilleri / Sigma Profiles



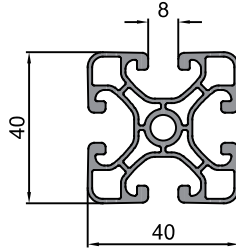
31-10374

30x30 Sigma Profili / 30x30 Sigma Profile  
0.989 kg/m



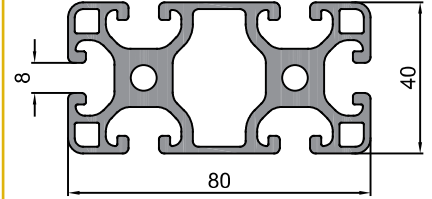
31-10366

40x40 Sigma Profili / 40x40 Sigma Profile  
1.297 kg/m



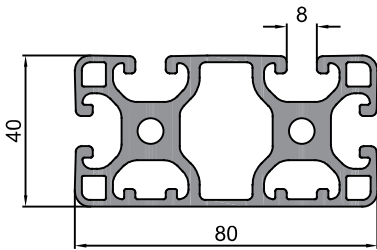
31-10368

80x40 Sigma Profili / 80x40 Sigma Profile  
3.175 kg/m



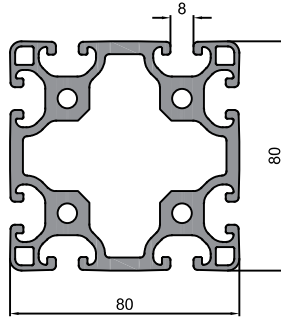
31-10375

80x40 Sigma Profili / 80x40 Sigma Profili  
3.239 kg/m



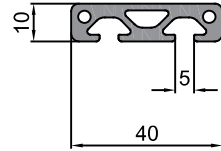
31-10367

80x80 Sigma Profili / 80x80 Sigma Profile  
5.387 kg/m




31-10373

40x10 Sigma Profili / 40x10 Sigma Profile  
0.651 kg/m



# SOLAR SİSTEM PROFİLLERİ

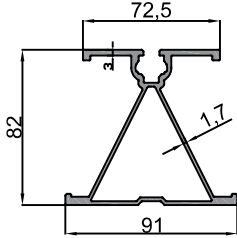
## SOLAR SYSTEM PROFILES





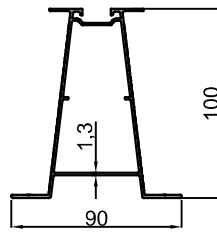
35-5312

Solar Enerji Ray Profili /  
Solar Energy Rail Profile  
2.200 kg/m



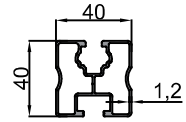
35-5359

Solar Enerji Ray Profili /  
Solar Energy Rail Profile  
1.309 kg/m



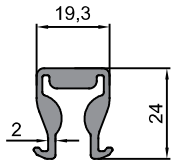
35-5303

Solar Enerji Ray Profili /  
Solar Energy Rail Profile  
0.810 kg/m



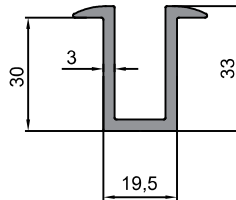
35-5360

Solar Enerji Bağlantı Profili /  
Solar Energy Connection Profile  
0.614 kg/m



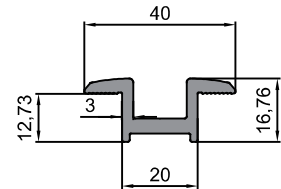
35-5309

Solar Enerji Orta Bağlantı Profili /  
Solar Energy Middle Connection Profile  
0.743 kg/m



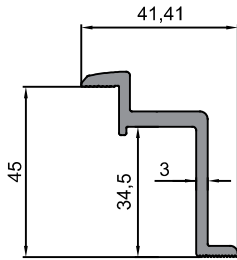
35-5361

Solar Enerji Orta Bağlantı Profili /  
Solar Energy Middle Connection Profile  
0.576 kg/m



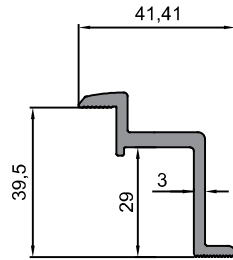
35-5362

Solar Enerji Bitiş Profili /  
Solar Energy End Profile  
0.770 kg/m



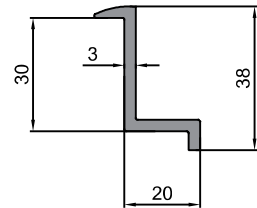
35-5363

Solar Enerji Bitiş Profili /  
Solar Energy End Profile  
0.725 kg/m



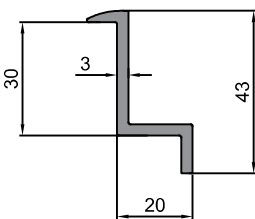
35-5310

Solar Enerji Bitiş Profili /  
Solar Energy End Profile  
0.494 kg/m



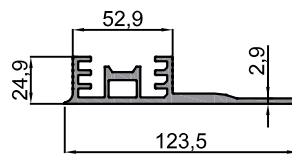
35-5311

Solar Enerji Bitiş Profili /  
Solar Energy End Profile  
0.535 kg/m



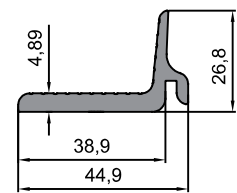
35-5368

Kiremit Çatı Ray Profili / Tile Roof Rail Profile  
2.174 kg/m



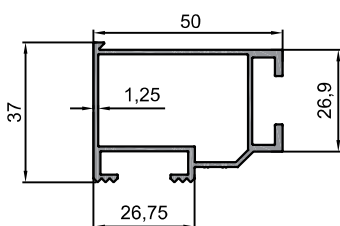
35-5367

Kiremit Çatı Kelepçe Profili /  
Tile Roof Clamp Profile  
0.760 kg/m



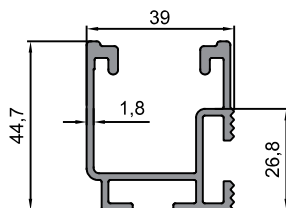
35-5382

Kiremit Çatı Panel Bağlantı Profili /  
Tile Roof Panel Connection Profile  
0.710 kg/m



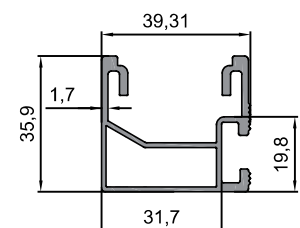
35-5383

Kiremit Çatı Panel Bağlantı Profili /  
Tile Roof Panel Connection Profile  
0.956 kg/m



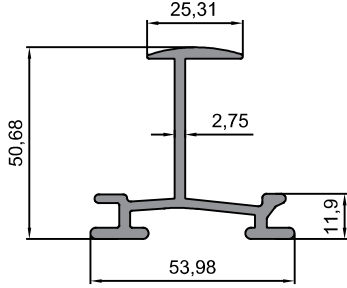
35-5385

Kiremit Çatı Panel Bağlantı Profili /  
Tile Roof Panel Connection Profile  
0.767 kg/m

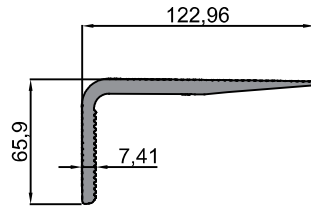




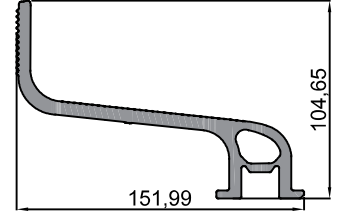
35-5384  
Kiremit Çatı Bağlantı Profili/  
Tile Roof Connection Profile  
1.084 kg/m



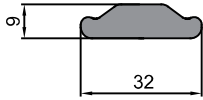
35-5365  
Kiremit Çatı Üst Kasa Profili/  
Tile Roof Top Frame Profile  
3.131 kg/m



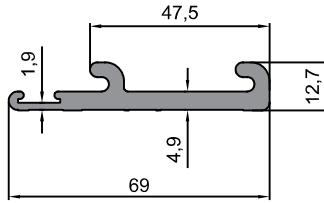
35-5366  
Kiremit Çatı Alt Kasa Profili /  
Tile Roof Bottom Frame Profile  
5.041 kg/m



35-5364  
Kiremit Çatı İç Bağlantı Profili/  
Tile Roof Internal Connection Profile  
0.625 kg/m



35-5355  
Kiremit Çatı Kancası Profili/  
Tile Roof Hook Profile  
1.078 kg/m





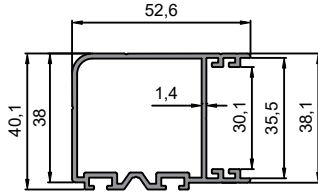
**SHINE**  
MERCURY

## CAM BALKON GLASS BALCONY

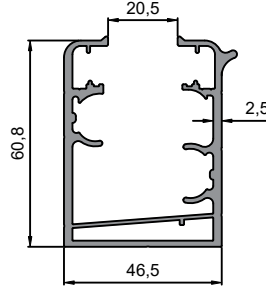




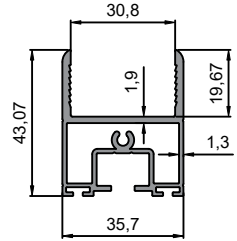
- 10-10800
- Köşe Profili 90° / Corner Profile 90°
- 0.738 kg/m



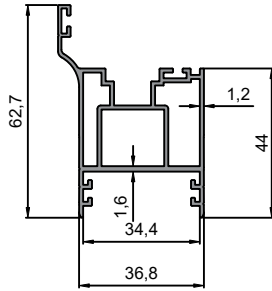
- 10-10801
- Kasa Profili / Frame Profile
- 1.491 kg/m



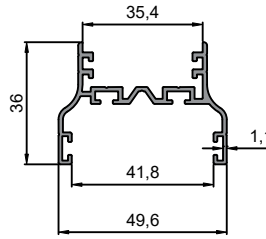
- 10-10802
- Baza Profili / Plinth Profile
- 0.806 kg/m



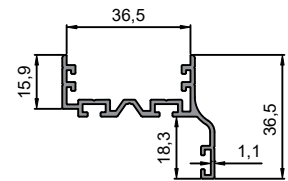
- 10-10803
- Kanat Profili / Sash Profile
- 0.916 kg/m



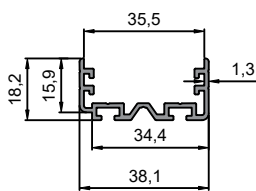
- 10-10804
- Ara U Profili / Frame Profile
- 0.580 kg/m



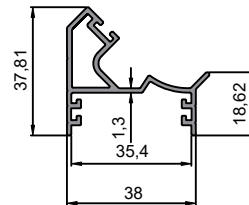
- 10-10805
- Kanat Karşısı Profili / Opposite Sash Profile
- 0.481 kg/m



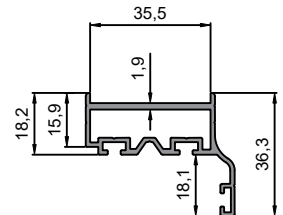
- 10-10806
- Ara Çıta Profili / Middle Strip Profile
- 0.377 kg/m



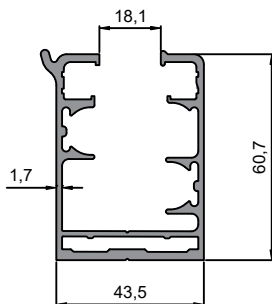
- 10-10807
- Köşe Profili 22,5° / Corner Profile 22,5°
- 0.530 kg/m



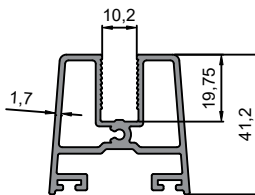
- 10-10808
- Dikme Profili / Pillar Profile
- 0.566 kg/m



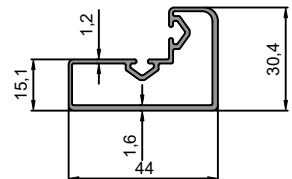
- 10-10809
- Kasa Profili / Frame Profile
- 1.556 kg/m



- 10-10810
- Kanat Profili / Sash Profile
- 1.087 kg/m



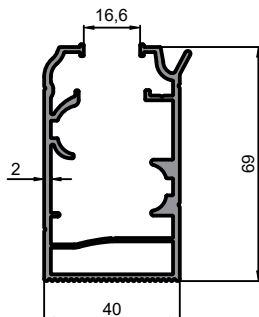
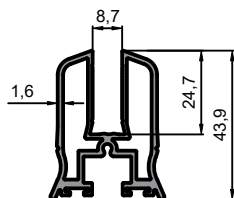
- 10-10811
- Köşe Profili / Corner Profile
- 0.602 kg/m





- 10-10812
- Kanat Profili / Sash Profile
- 0.972 kg/m

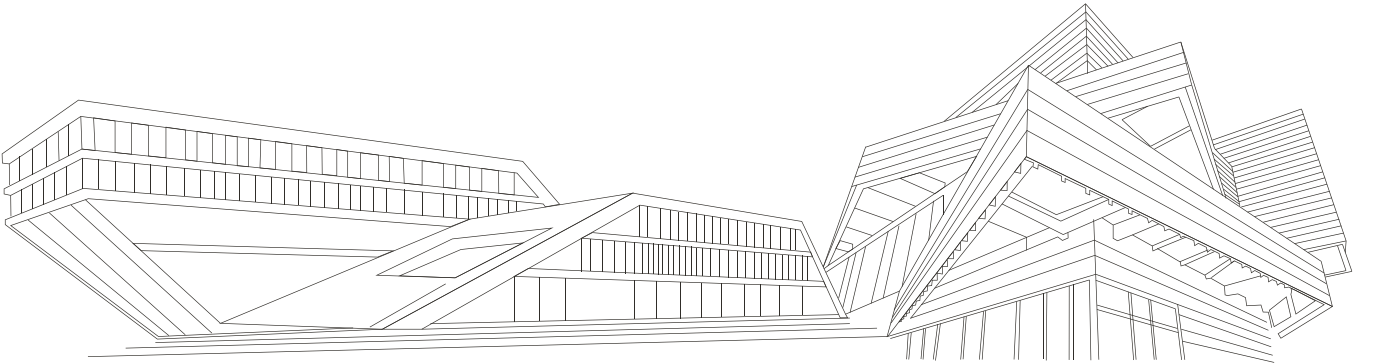
- 10-10813
- Kasa Profili / Frame Profile
- 1.388 kg/m



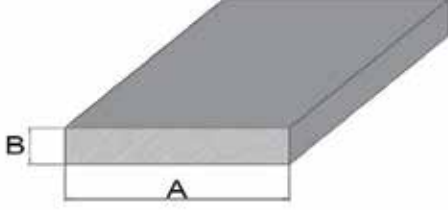


# STANDART PROFİL

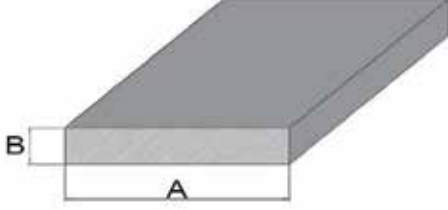
## STANDARD PROFIL



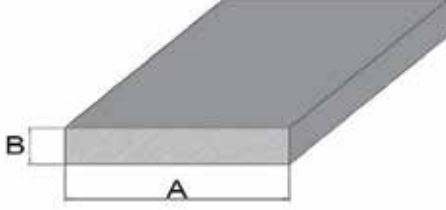




No	Kalıp Kodu (Mold No)	Profil Ölçüler (Profile Dimensions)		Ağırlık (Weight) (kg/m)
		A (mm)	B (mm)	
1	1630	20	2	0.108
2	1388	20	3	0.163
3	1631	20	4	0.217
4	1270	20	5	0.271
5	1632	20	8	0.434
6	1389	20	10	0.542
7	1633	20	15	0.813
8	1593	25	3	0.203
9	1390	25	5	0.339
10	1634	25	8	0.542
11	1635	25	15	1.016
12	1405	30	2	0.163
13	1392	30	3	0.244
14	1636	30	4	0.325
15	1393	30	5	0.406
16	1637	30	6	0.488
17	1394	30	8	0.651
18	1395	30	10	0.813
19	1594	30	12	0.976
20	1275	30	15	1.220
21	1276	30	20	1.626
22	1638	35	20	1.897
23	1407	40	2	0.217
24	1266	40	3	0.325
25	1396	40	4	0.434
26	1397	40	5	0.542
27	1255	40	6	0.655
28	1398	40	8	0.867
29	1399	40	10	1.084
30	1639	40	12	1.301
31	1409	40	15	1.626
32	1410	40	20	2.169
33	1640	40	25	2.710
34	1641	40	30	3.252
35	1408	50	2	0.271
36	1114	50	3	0.406
37	1411	50	4	0.542
38	1412	50	5	0.678
39	1413	50	6	0.813

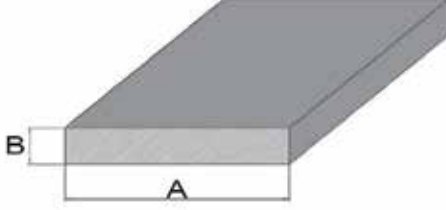


No	Kalıp Kodu (Mold No)	Profil Ölçüler (Profile Dimensions)		Ağırlık (Weight) (kg/m)
		A (mm)	B (mm)	
40	1414	50	8	1.084
41	1415	50	10	1.355
42	1655	50	12	1.626
43	1416	50	15	2.033
44	1417	50	20	2.711
45	1656	50	25	3.388
46	1657	50	30	4.065
47	1658	50	40	5.420
48	1588	60	2	0.325
49	1118	60	3	0.488
50	1419	60	4	0.650
51	1191	60	5	0.813
52	1420	60	6	0.976
53	1421	60	8	1.301
54	1256	60	10	1.630
55	1254	60	12	1.955
56	1422	60	15	2.439
57	1423	60	20	3.252
58	1659	60	25	4.065
59	1660	60	30	4.878
60	1277	60	40	6.504
61	1683	70	3	0.570
62	1598	70	4	0.759
63	1265	70	5	0.948
64	1627	70	6	1.138
65	1264	70	8	1.518
66	1289	70	10	1.897
67	1253	70	12	2.280
68	1723	70	15	2.846
69	1661	70	20	3.794
70	1662	70	25	4.742
71	1663	70	30	5.691
72	1664	70	40	7.588
73	1251	80	2	0.434
74	1665	80	3	0.650
75	1666	80	4	0.867
76	1263	80	5	1.084
77	1667	80	6	1.301



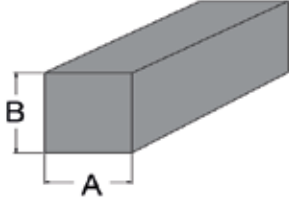
No	Kalıp Kodu (Mold No)	Profil Ölçüler (Profile Dimensions)		Ağırlık (Weight) (kg/m)
		A (mm)	B (mm)	
78	1262	80	8	1.734
79	1261	80	10	2.168
80	1252	80	12	2.605
81	1432	80	15	3.252
82	1433	80	20	4.336
83	1668	80	25	5.420
84	1669	80	30	6.504
85	1300	80	40	8.672
86	1731	90	16	3.902
87	1670	100	3	0.813
88	1671	100	4	1.084
89	1192	100	5	1.355
90	1301	100	6	1.626
91	1434	100	8	2.168
92	1193	100	10	2.711
93	1672	100	12	3.252
94	1435	100	15	4.065
95	1436	100	20	5.420
96	1673	100	25	6.775
97	1674	100	30	8.130
98	1675	100	40	10.840
99	1437	120	5	1.626
100	1676	120	8	2.602
101	1438	120	10	3.252
102	1677	120	15	4.878
103	1439	120	20	6.504
104	1728	140	15	5.693
105	1440	150	5	2.033
106	1678	150	8	3.252
107	1441	150	10	4.065
108	1679	150	12	4.878
109	1302	150	15	6.098
110	1680	150	20	8.130
111	1303	200	5	2.710
112	1681	200	8	4.336
113	1442	200	10	5.420
114	1682	200	15	8.130
115	1443	250	10	6.775
116	1728	140	15	5.693

## Lama Profilleri / Flat Bar Profiles

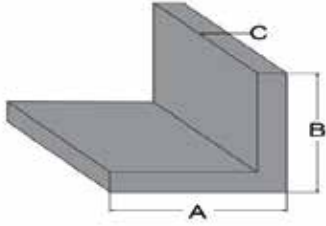


No	Kalıp Kodu (Mold No)	Profil Ölçüler (Profile Dimensions)		Ağırlık (Weight) (kg/m)
		A (mm)	B (mm)	
117	1683	70	3	0.570
118	1723	70	15	2.846

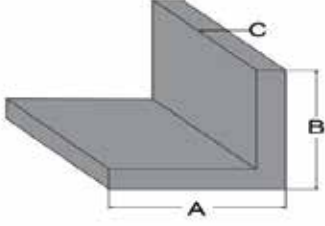
## Kare Çubuk Profilleri / Square Bar Profiles



No	Kalıp Kodu (Mold No)	Profil Ölçüler (Profile Dimensions)		Ağırlık (Weight) (kg/m)
		A (mm)	A (mm)	
1	1701	8	8	0.173
2	1386	10	10	0.271
3	1387	15	15	0.610
4	1188	20	20	1.084
5	1391	25	25	1.694
6	1189	30	30	2.440
7	1190	40	40	4.338
8	1418	50	50	6.775
9	1424	60	60	9.756

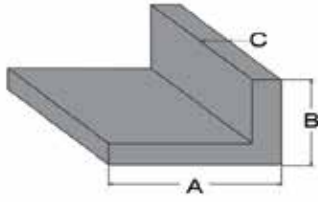


No	Kalıp Kodu (Mold No)	Profil Ölçüler (Profile Dimensions)			Ağırlık (Weight) (kg/m)
		A (mm)	B (mm)	C (mm)	
1	1702	10	10	2	0.098
2	1194	15	15	2	0.152
3	2052	20	20	1.2	0.130
4	1332	20	20	2	0.206
5	1333	20	20	3	0.301
6	1334	25	25	2	0.260
7	1335	25	25	3	0.382
8	1703	25	25	4	0.499
9	1148	30	30	2	0.314
10	1336	30	30	3	0.464
11	1195	30	30	4	0.607
12	1600	30	30	5	0.745
13	1196	35	35	2	0.369
14	1601	35	35	3	0.545
15	1150	40	40	2	0.423
16	1337	40	40	3	0.626
17	1338	40	40	4	0.824
18	1339	40	40	5	1.017
19	1340	45	45	2	0.477
20	1704	45	45	5	1.152
21	1341	50	50	2	0.531
22	1197	50	50	3	0.789
23	1342	50	50	4	1.041
24	1343	50	50	5	1.288
25	1603	50	50	6	1.528
26	1604	50	50	8	1.995
27	1705	50	50	10	2.439
28	1344	60	60	2	0.640
29	1345	60	60	3	0.951
30	1346	60	60	4	1.257
31	1347	60	60	5	1.558
32	1348	60	60	6	1.854
33	1605	60	60	8	2.428
34	1606	60	60	10	2.981
35	1278	80	80	3	1.276
36	1198	80	80	5	2.101
37	1199	80	80	8	3.296
38	1706	80	80	10	4.065



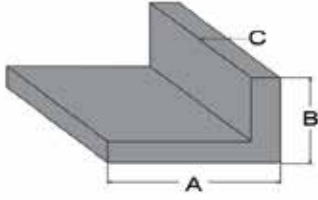
No	Kalıp Kodu (Mold No)	Profil Ölçüler (Profile Dimensions)			Ağırlık (Weight) (kg/m)
		A (mm)	B (mm)	C (mm)	
39	1707	90	90	10	4.607
40	1349	100	100	10	5.151
41	1283	100	100	3	1.602
42	1284	100	100	4	2.125
43	1285	100	100	5	2.642
44	1286	100	100	6	3.154
45	1287	100	100	8	4.163

Kenarları Eşit Olmayan Köşebent Profilleri /  
Unequal Angle Profiles



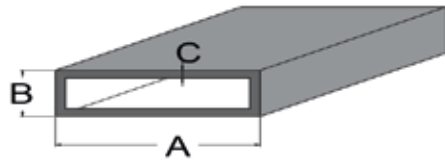
No	Kalıp Kodu (Mold No)	Profil Ölçüler (Profile Dimensions)			Ağırlık (Weight) (kg/m)
		A (mm)	B (mm)	C (mm)	
1	1591	20	10	2	0.152
2	1590	20	15	2	0.179
3	1607	25	20	2	0.233
4	1592	30	10	2	0.206
5	1200	30	15	2	0.233
6	1142	30	20	2	0.260
7	1351	30	20	3	0.382
8	1143	40	10	2	0.260
9	2055	40	20	1.1	0.180
10	122	40	20	2	0.315
11	1352	40	20	3	0.463
12	1353	40	30	2	0.369
13	1354	40	30	3	0.545
14	1267	50	20	2	0.369
15	1608	50	20	3	0.545
16	1202	50	30	2	0.423
17	1355	50	30	3	0.626
18	1356	50	30	5	1.016
19	1357	60	20	2	0.423
20	1613	60	20	3	0.626
21	1359	60	30	2	0.477
22	1360	60	30	3	0.707
23	1361	60	40	2	0.531
24	1362	60	40	3	0.789
25	1363	60	40	4	1.041
26	1364	60	40	5	1.287
27	1269	70	20	2	0.477
28	1365	80	20	2	0.531
29	1203	80	30	3	0.870
30	1366	80	40	2	0.650
31	1367	80	40	3	0.951
32	1368	80	40	4	1.257
33	1304	80	40	5	1.558
34	1369	80	40	6	1.854
35	1734	80	50	3	1.032
36	1370	80	50	5	1.694
37	1371	100	20	2	0.640

Kenarları Eşit Olmayan Köşebent Profilleri /  
Unequal Angle Profiles

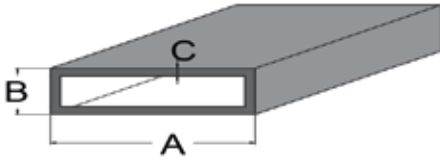


No	Kalıp Kodu (Mold No)	Profil Ölçüler (Profile Dimensions)			Ağırlık (Weight) (kg/m)
		A (mm)	B (mm)	C (mm)	
38	1614	100	30	3	1.033
39	1615	100	40	3	1.114
40	1616	100	40	4	1.474
41	1204	100	50	3	1.195
42	1372	100	50	5	1.965
43	1373	100	50	6	2.341
44	1617	100	50	8	3.079
45	1374	100	50	10	3.795
46	1375	100	60	6	2.504
47	1376	120	50	5	2.236
48	1377	120	60	6	2.829
49	1378	120	60	8	3.729
50	1379	120	80	8	4.163
51	1380	120	80	10	5.149
52	1618	130	30	3	1.276
53	1381	150	50	4	2.125
54	1619	150	50	5	2.642
55	1383	150	75	8	4.706
56	1305	150	100	5	3.320
57	1384	150	100	10	6.506
58	1735	160	50	3	1.683
59	1385	200	100	10	7.859

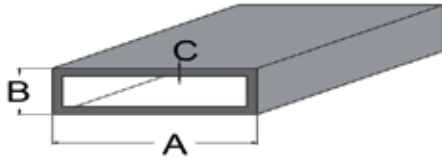




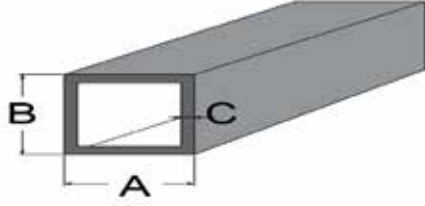
No	Kalıp Kodu (Mold No)	Profil Ölçüleri (Profile Dimensions)			Ağırlık (Weight) (kg/m)
		A (mm)	B (mm)	C (mm)	
1	1281	25	15	2	0.390
2	1554	30	10	2	0.390
3	1555	30	15	2	0.445
4	1464	30	20	2	0.499
5	1400	30	25	2	0.553
6	1556	40	15	2	0.553
7	1645	40	20	1.3	0.403
8	1729	40	20	1.5	0.463
9	1465	40	20	2	0.607
10	1466	40	20	3	0.878
11	1559	40	25	2	0.661
12	1467	40	30	2	0.716
13	1560	40	30	3	1.041
14	1215	50	15	2	0.661
15	1216	50	25	2	0.770
16	1561	50	25	3	1.122
17	1166	50	20	2	0.716
18	1282	50	20	3	1.041
19	1646	50	30	2	0.824
20	1468	50	30	3	1.204
21	1309	50	40	2	0.932
22	1566	50	40	3	1.366
23	1469	60	20	2	0.824
24	1217	60	20	3	1.204
25	1470	60	30	2	0.933
26	1471	60	30	3	1.366
27	1609	60	40	1.5	0.789
28	1649	60	40	2	1.041
29	1472	60	40	3	1.529
30	1473	60	40	4	1.995
31	1310	60	50	3	1.691
32	1218	70	20	2	0.933
33	1567	70	40	3	1.691
34	1474	80	20	2	1.041
35	1126	80	30	2	1.149
36	1562	80	30	3	1.691
37	1602	80	40	1.6	1.013
38	1475	80	40	2	1.258



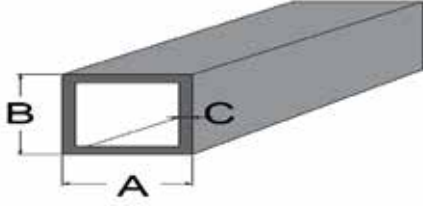
No	Kalıp Kodu (Mold No)	Profil Ölçüler (Profile Dimensions)			Ağırlık (Weight) (kg/m)
		A (mm)	B (mm)	C (mm)	
39	1476	80	40	3	1.854
40	1477	80	40	4	2.429
41	1572	80	50	2	1.366
42	1573	80	50	3	2.016
43	1574	80	50	4	2.645
44	1478	80	60	3	2.180
45	1479	80	60	4	2.863
46	1480	100	20	2	1.258
47	1219	100	25	2	1.312
48	1564	100	30	2	1.366
49	1563	100	30	3	2,016
50	1568	100	40	2	1.475
51	1220	100	40	3	2.180
52	1569	100	40	4	2.863
53	1481	100	50	2	1.583
54	1482	100	50	3	2.342
55	1483	100	50	4	3.080
56	1484	100	50	5	3.795
57	1576	100	60	3	2.505
58	1577	100	60	4	3.297
59	1579	100	80	3	2.829
60	1580	100	80	4	3.729
61	1485	120	20	2	1.475
62	1565	120	30	2	1.583
63	1586	120	30	3	2.342
64	1570	120	40	2	1.691
65	1571	120	40	4	3.297
66	1221	120	50	3	2.668
67	1222	120	50	4	3.514
68	1486	120	60	3	2.830
69	1487	120	60	4	3.730
70	1223	120	80	3	3.156
71	1581	120	80	4	4.164
72	1311	140	40	4	3.729
73	1578	140	60	4	4.163
74	1224	140	80	4	4.598
75	1557	150	20	2	1.799



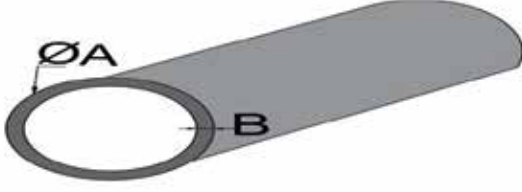
No	Kalıp Kodu (Mold No)	Profil Ölçüler (Profile Dimensions)			Ağırlık (Weight) (kg/m)
		A (mm)	B (mm)	C (mm)	
76	1587	150	40	4	3.947
77	1488	150	50	2	2.125
78	1225	150	50	3	3.156
79	1489	150	50	4	4.164
80	1312	150	50	5	5.149
81	1582	150	80	4	4.813
82	1490	150	100	3	3.969
83	1491	150	100	4	5.247
84	1492	160	80	4	5.032
85	1313	180	40	4	4.596
86	1724	180	60	4	5.032
87	1314	180	80	4	5.463
88	1725	200	40	3	3.806
89	1493	200	50	4	5.247
90	1583	200	80	4	5.897
91	1494	200	100	4	6.331



No	Kalıp Kodu (Mold No)	Profil Ölçüler (Profile Dimensions)			Ağırlık (Weight) (kg/m)
		A (mm)	B (mm)	C (mm)	
1	1722	15	15	1	0.152
2	1535	15	15	1.5	0.220
3	1536	15	15	2	0.282
4	1163	20	20	1.5	0.301
5	1444	20	20	2	0.390
6	1308	20	20	3	0.553
7	1537	25	25	1.5	0.382
8	1445	25	25	2	0.499
9	1538	25	25	3	0.715
10	2065	30	30	1.5	0.465
11	1446	30	30	2	0.607
12	1447	30	30	3	0.878
13	1539	30	30	4	1.127
14	1448	35	35	2	0.716
15	1540	35	35	3	1.041
16	1644	40	40	1.3	0.545
17	1165	40	40	2	0.824
18	1449	40	40	3	1.204
19	1450	40	40	4	1.562
20	1542	40	40	5	1.898
21	1543	45	45	2	0.933
22	1648	50	50	2	1.041
23	1212	50	50	3	1.529
24	1451	50	50	4	1.995
25	1452	50	50	5	2.439
26	1453	60	60	2	1.257
27	1454	60	60	3	1.854
28	1455	60	60	4	2.429
29	1544	60	60	5	2.981
30	1545	70	70	2	1.474
31	1546	70	70	3	2.179
32	1456	70	70	4	2.863
33	1547	80	80	2	1.691
34	1457	80	80	3	2.504
35	1213	80	80	4	3.296
36	1548	80	80	5	4.067
37	1549	80	80	6	4.813
38	1280	90	90	4	3.729



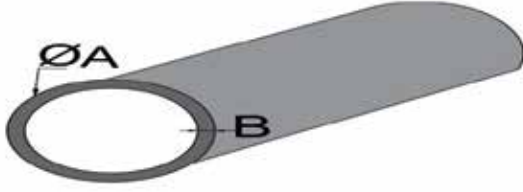
No	Kalıp Kodu (Mold No)	Profil Ölçüler (Profile Dimensions)			Ağırlık (Weight) (kg/m)
		A (mm)	B (mm)	C (mm)	
39	1595	99	99	2	2.103
40	1214	100	100	2	2.125
41	1458	100	100	3	3.156
42	1459	100	100	4	4.164
43	1460	100	100	5	5.149
44	1550	100	100	10	9.756
45	1551	120	120	2.5	3.184
46	1461	120	120	4	5.032
47	1552	120	120	5	6.233
48	1754	150	150	2	3.210
49	1462	150	150	3	4.782
50	1463	150	150	5	7.859



No	Kalıp Kodu (Mold No)	Profil Ölçüler (Profile Dimensions)		Ağırlık (Weight) (kg/m)
		Q A(mm)	B (mm)	
1	1708	15	2	0.221
2	2760	16	2	0.238
3	1201	20	2	0.307
4	1710	20	3	0.434
5	1208	25	1.5	0.300
6	1207	25	2	0.392
7	1226	25	3	0.562
8	1227	30	1.5	0.364
9	2759	30	2	0.477
10	1228	30	3	0.690
11	1229	30	4	0.885
12	1230	30	5	1.064
13	1209	32	2	0.511
14	2758	35	2	0.565
15	1231	35	3	0.818
16	1712	35	4	1.056
17	1713	35	5	1.277
18	1306	38	2	0.613
19	1714	40	1.5	0.492
20	2756	40	2	0.650
21	1232	40	3	0.945
22	1233	40	4	1.226
23	1234	40	5	1.490
24	1715	40	10	2.554
25	1783	42	2	0.681
26	1210	42	3	0.996
27	1767	44.5	8.75	2.670
28	1235	45	2	0.732
29	1307	48	2	0.783
30	1236	48	3	1.150
31	1237	48	4	1.498
32	2751	50	1.5	0.620
33	2761	50	2	0.818
34	1238	50	3	1.201
35	1239	50	4	1.567
36	1240	50	5	1.916
37	1241	60	2	0.988
38	1242	60	3	1.456
39	1243	60	4	1.907



No	Kalıp Kodu (Mold No)	Profil Ölçüler (Profile Dimensions)		Ağırlık (Weight) (kg/m)
		Q A(mm)	B (mm)	
40	1244	60	5	2.342
41	1533	60	10	4.259
42	1732	60	11.25	4.669
43	1736	60	11.40	4.719
44	1757	60.5	11.65	4.845
45	1245	65	2	1.073
46	1716	70	2	1.158
47	1246	70	3	1.711
48	1247	70	5	2.767
49	1717	75	5	2.98
50	1248	80	2	1.328
51	1249	80	3	1.967
52	1317	80	5	3.194
53	1318	90	5	3.618
54	1319	100	2	1.669
55	1211	100	3	2.478
56	1718	100	4	3.269
57	1320	100	5	4.045
58	1534	100	10	7.662
59	1719	110	5	4.470
60	1730	110	10	8.514
61	1720	120	3	2.988
62	1322	120	5	4.895
63	1721	140	5	5.747
64	1324	150	3	3.755
65	1325	150	5	6.172



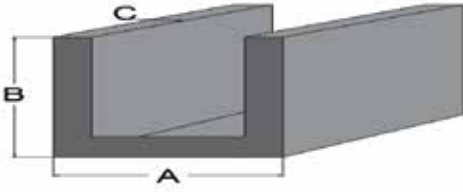
No	Kalıp Kodu (Mold No)	Profil Ölçüler (Profile Dimensions)		Ağırlık (Weight) (kg/m)
		Q A(mm)	B (mm)	
40	1244	60	5	2.342
41	1533	60	10	4.259
42	1732	60	11.25	4.669
43	1736	60	11.40	4.719
44	1757	60.5	11.65	4.845
45	1245	65	2	1.073
46	1716	70	2	1.158
47	1246	70	3	1.711
48	1247	70	5	2.767
49	1717	75	5	2.98
50	1248	80	2	1.328
51	1249	80	3	1.967
52	1317	80	5	3.194
53	1318	90	5	3.618
54	1319	100	2	1.669
55	1211	100	3	2.478
56	1718	100	4	3.269
57	1320	100	5	4.045
58	1534	100	10	7.662
59	1719	110	5	4.470
60	1730	110	10	8.514
61	1720	120	3	2.988
62	1322	120	5	4.895
63	1721	140	5	5.747
64	1324	150	3	3.755
65	1325	150	5	6.172





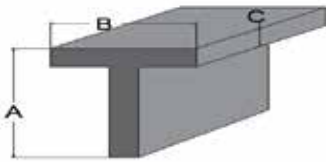
No	Kalıp Kodu (Mold No)	Profil Ölçüler (Profile Dimensions)			Ağırlık (Weight) (kg/m)
		A (mm)	B (mm)	C (mm)	
1	1501	15	15	2	0.222
2	1502	20	20	2	0.304
3	1503	30	20	2	0.412
4	1504	40	20	2	0.521
5	1589	23	23	1.5	0.268
6	1505	25	25	2	0.385
7	1506	25	25	3	0.561
8	1507	20	30	2	0.358
9	1508	30	30	2	0.466
10	1260	30	30	3	0.683
11	1509	35	35	2	0.547
12	1510	35	35	3	0.805
13	1511	20	40	2	0.412
14	1620	20	40	3	0.602
15	1512	30	40	3	0.764
16	1100	40	40	2	0.630
17	1513	40	40	3	0.927
18	1514	40	40	4	1.214
19	1515	20	50	2	0.466
20	1516	30	50	3	0.846
21	1517	30	50	4	1.106
22	1518	40	50	4	1.322
23	1519	50	50	3	1.171
24	1520	50	50	4	1.539
25	1521	50	50	5	1.897
26	1522	30	60	3	0.927
27	1523	40	60	3	1.089
28	1524	40	60	4	1.431
29	1525	40	60	5	1.762
30	1526	60	60	3	1.415
31	1527	60	60	4	1.864
32	1528	60	60	5	2.304
33	1529	30	80	3	1.089
34	1530	40	80	3	1.252
35	1531	40	80	4	1.648
36	1404	40	80	5	2.033
37	1532	50	80	5	2.304
38	1621	40	100	3	1.415
39	1622	50	100	3	1.577
40	1205	50	100	5	2.575

## U Profiller / U Profiles



No	Kalıp Kodu (Mold No)	Profil Ölçüler (Profile Dimensions)			Ağırlık (Weight) (kg/m)
		A (mm)	B (mm)	C (mm)	
41	1279	55	65	2.5	1.152
42	1597	60	112	4	2.862
43	1726	60	140	7	4.668

## T Profiller / T Profiles








No	Kalıp Kodu (Mold No)	Profil Ölçüler (Profile Dimensions)			Ağırlık (Weight) (kg/m)
		A (mm)	B (mm)	C (mm)	
1	1623	30	30	2	0.325
2	1624	30	30	3	0.463
3	1625	35	35	3	0.545
4	1206	40	40	3	0.626
5	1495	40	40	4	0.824
6	1497	50	50	5	1.287
7	1626	60	60	4	1.257



BEST  
OF  
THE  
BEST  
NOR

[www.noraluminyum.com.tr](http://www.noraluminyum.com.tr)



+90 549 502 03 30  
+90 552 863 37 13



info@noraluminyum.com.tr

Burhan Osb. Mah. 16. Cad. No: 3  
Akdeniz/MERSİN

